

These Site Analytics reports display traffic and visitor activity for the Web site saliu.com.

Date range: 04-11-09 to 04-17-09

Copyright © 2003 - 2009. All rights reserved.




Report created by Site Analytics for <http://www.saliu.com> on 04-18-09

This report indicates the country of origin of the visitors to the Web site. Site Analytics determines the location by examining the visitor's IP address. The geographical user information enables you to build site content and ad campaigns targeting particular locales.

Visitors by Country		
Country	Visitors	Percentage
 UNITED STATES	6,333	54.71
 UNITED KINGDOM	1,007	8.70
 CANADA	508	4.39
 AUSTRALIA	378	3.27
 ROMANIA	313	2.70
 INDIA	310	2.68
 GERMANY	194	1.68
 FRANCE	142	1.23
 PHILIPPINES	139	1.20
 SOUTH AFRICA	135	1.17
 SINGAPORE	129	1.11
 IRELAND	126	1.09
 MALAYSIA	116	1.00
 JAPAN	105	0.91
 SWEDEN	80	0.69
 PORTUGAL	71	0.61
 ISRAEL	63	0.54
 RUSSIAN FEDERATION	56	0.48
 NETHERLANDS	56	0.48
 SPAIN	56	0.48
 PAKISTAN	50	0.43
 NEW ZEALAND	50	0.43
 ITALY	48	0.41
 GREECE	46	0.40
 UKRAINE	45	0.39
 BRAZIL	45	0.39
 HONG KONG	37	0.32
 TURKEY	34	0.29
 MEXICO	32	0.28
 BELGIUM	31	0.27
 COLOMBIA	30	0.26
 CROATIA	29	0.25
 SWITZERLAND	27	0.23
 SAUDI ARABIA	27	0.23
 NORWAY	26	0.22
 FINLAND	25	0.22

Country	Visitors	Percentage
 TAIWAN	25	0.22
 INDONESIA	24	0.21
 KUWAIT	21	0.18
 POLAND	21	0.18
 KOREA, REPUBLIC OF	20	0.17
 THAILAND	20	0.17
 CZECH REPUBLIC	19	0.16
 PUERTO RICO	19	0.16
 DENMARK	18	0.16
 EGYPT	17	0.15
 SLOVENIA	17	0.15
 AUSTRIA	17	0.15
 PERU	16	0.14
 UNITED ARAB EMIRATES	15	0.13
 JAMAICA	14	0.12
 ESTONIA	14	0.12
 HUNGARY	14	0.12
 ARGENTINA	13	0.11
 SERBIA AND MONTENEGRO	13	0.11
 MACEDONIA, THE FORMER YU	13	0.11
 SLOVAKIA	13	0.11
 NIGERIA	12	0.10
 CYPRUS	12	0.10
 LITHUANIA	12	0.10
 TRINIDAD AND TOBAGO	11	0.10
UNKNOWN	10	0.09
 VENEZUELA	10	0.09
 QATAR	10	0.09
 CHILE	10	0.09
 MOLDOVA, REPUBLIC OF	9	0.08
 BAHAMAS	9	0.08
 MOROCCO	9	0.08
 BAHRAIN	8	0.07
 BULGARIA	8	0.07
 DOMINICAN REPUBLIC	8	0.07
 MALTA	7	0.06
 CHINA	6	0.05
 VIET NAM	6	0.05
 GHANA	6	0.05
 SERBIA	6	0.05
 FRENCH POLYNESIA	6	0.05
 LEBANON	6	0.05

Country	Visitors	Percentage
 KENYA	5	0.04
 KAZAKHSTAN	5	0.04
 SRI LANKA	5	0.04
 NEPAL	5	0.04
 BELIZE	4	0.03
 LATVIA	4	0.03
 PANAMA	4	0.03
 MAURITIUS	4	0.03
 ALGERIA	4	0.03
 GEORGIA	4	0.03
 YEMEN	4	0.03
 COSTA RICA	4	0.03
 ICELAND	3	0.03
 BELARUS	3	0.03
 GUATEMALA	3	0.03
 BARBADOS	3	0.03
 NICARAGUA	3	0.03
 HONDURAS	3	0.03
 EL SALVADOR	3	0.03
 JORDAN	3	0.03
 NETHERLANDS ANTILLES	3	0.03
 GUYANA	3	0.03
 LUXEMBOURG	3	0.03
 BANGLADESH	3	0.03
 UGANDA	2	0.02
 FIJI	2	0.02
 TURKS AND CAICOS ISLANDS	2	0.02
 ZAMBIA	2	0.02
 IRAN, ISLAMIC REPUBLIC OF	2	0.02
 HAITI	2	0.02
 IRAQ	2	0.02
 AFGHANISTAN	2	0.02
 SAINT VINCENT AND THE GRE	2	0.02
 ARMENIA	2	0.02
 BRUNEI DARUSSALAM	1	0.01
 RWANDA	1	0.01
 CAYMAN ISLANDS	1	0.01
 FAROE ISLANDS	1	0.01
 GRENADA	1	0.01
 NAMIBIA	1	0.01
 SURINAME	1	0.01
 ANGUILLA	1	0.01

Country	Visitors	Percentage
 ETHIOPIA	1	0.01
 DOMINICA	1	0.01
 CAMBODIA	1	0.01
 ARUBA	1	0.01
 URUGUAY	1	0.01
 AZERBAIJAN	1	0.01
 TOGO	1	0.01
 TANZANIA, UNITED REPUBLIC	1	0.01
 MACAO	1	0.01
 SEYCHELLES	1	0.01
 TUNISIA	1	0.01
 UZBEKISTAN	1	0.01
 ALBANIA	1	0.01
 VIRGIN ISLANDS, BRITISH	1	0.01
 SAINT KITTS AND NEVIS	1	0.01
 MALAWI	1	0.01
 ECUADOR	1	0.01

Report created by Site Analytics for <http://www.saliu.com> on 04-18-09

This report identifies the region and country of visitors to the Web site. The geographical user information enables you to build site content and ad campaigns targeting particular locales.

Region	Visitors	Percentage
UNKNOWN	2,259	19.51
CALIFORNIA, UNITED STATES	1,203	10.39
NEW YORK, UNITED STATES	768	6.63
ENGLAND, UNITED KINGDOM	437	3.78
ARIZONA, UNITED STATES	382	3.30
VIRGINIA, UNITED STATES	356	3.08
TEXAS, UNITED STATES	336	2.90
ONTARIO, CANADA	279	2.41
NEW JERSEY, UNITED STATES	271	2.34
PENNSYLVANIA, UNITED STATES	236	2.04
FLORIDA, UNITED STATES	236	2.04
ILLINOIS, UNITED STATES	212	1.83
GEORGIA, UNITED STATES	171	1.48
WASHINGTON, UNITED STATES	153	1.32
MICHIGAN, UNITED STATES	151	1.30
DELHI, INDIA	134	1.16
SINGAPORE, SINGAPORE	121	1.05
OHIO, UNITED STATES	117	1.01
MASSACHUSETTS, UNITED STATES	117	1.01
NEW SOUTH WALES, AUSTRALIA	115	0.99
BUCURESTI, ROMANIA	110	0.95
NORTH CAROLINA, UNITED STATES	101	0.87
TOKYO, JAPAN	100	0.86
MARYLAND, UNITED STATES	99	0.86
ILE-DE-FRANCE, FRANCE	94	0.81
COLORADO, UNITED STATES	74	0.64
INDIANA, UNITED STATES	73	0.63
CONNECTICUT, UNITED STATES	73	0.63
DUBLIN, IRELAND	70	0.60
MISSOURI, UNITED STATES	59	0.51
STOCKHOLMS LAN, SWEDEN	59	0.51
TENNESSEE, UNITED STATES	58	0.50
WISCONSIN, UNITED STATES	57	0.49
MINNESOTA, UNITED STATES	55	0.48
BRITISH COLUMBIA, CANADA	55	0.48
GAUTENG, SOUTH AFRICA	54	0.47
VICTORIA, AUSTRALIA	53	0.46

Region	Visitors	Percentage
MANILA, PHILIPPINES	53	0.46
OREGON, UNITED STATES	46	0.40
BERLIN, GERMANY	46	0.40
QUEENSLAND, AUSTRALIA	45	0.39
MAHARASHTRA, INDIA	44	0.38
QUEBEC, CANADA	44	0.38
LOUISIANA, UNITED STATES	43	0.37
ALBERTA, CANADA	42	0.36
DISTRICT OF COLUMBIA, UNITED STATES	41	0.35
KENTUCKY, UNITED STATES	41	0.35
WILAYAH PERSEKUTUAN, MALAYSIA	40	0.35
KANSAS, UNITED STATES	36	0.31
NOORD-HOLLAND, NETHERLANDS	35	0.30
HONG KONG (SAR), HONG KONG	33	0.29
NEVADA, UNITED STATES	33	0.29
TEL AVIV, ISRAEL	33	0.29
SOUTH CAROLINA, UNITED STATES	32	0.28
NEW HAMPSHIRE, UNITED STATES	31	0.27
ARKANSAS, UNITED STATES	28	0.24
LISBOA, PORTUGAL	27	0.23
RHODE ISLAND, UNITED STATES	27	0.23
OKLAHOMA, UNITED STATES	27	0.23
SELANGOR, MALAYSIA	25	0.22
NOVA SCOTIA, CANADA	25	0.22
IOWA, UNITED STATES	25	0.22
WESTERN AUSTRALIA, AUSTRALIA	24	0.21
UTAH, UNITED STATES	24	0.21
AUCKLAND, NEW ZEALAND	23	0.20
ISLAMABAD, PAKISTAN	22	0.19
PROVENCE-ALPES-COTE D'AZUR, FRANCE	21	0.18
MAINE, UNITED STATES	20	0.17
ALABAMA, UNITED STATES	19	0.16
TAMIL NADU, INDIA	19	0.16
OSLO, NORWAY	18	0.16
PUERTO RICO, PUERTO RICO	18	0.16
DELAWARE, UNITED STATES	18	0.16
SOUTHERN FINLAND, FINLAND	18	0.16
HAWAII, UNITED STATES	18	0.16
KARNATAKA, INDIA	17	0.15
GRAD ZAGREB, CROATIA	17	0.15
MOSKVA, RUSSIAN FEDERATION	16	0.14
LIMA, PERU	16	0.14

Region	Visitors	Percentage
ZURICH, SWITZERLAND	16	0.14
SCOTLAND, UNITED KINGDOM	16	0.14
T'AI-PEI, TAIWAN	16	0.14
ANTWERPEN, BELGIUM	15	0.13
CEBU CITY, PHILIPPINES	15	0.13
MADRID, SPAIN	15	0.13
NEW MEXICO, UNITED STATES	14	0.12
DISTRITO FEDERAL, VENEZUELA	14	0.12
MISSISSIPPI, UNITED STATES	14	0.12
WIEN, AUSTRIA	13	0.11
KRUNG THEP, THAILAND	12	0.10
AL KUWAYT, KUWAIT	12	0.10
BAYERN, GERMANY	12	0.10
ISTANBUL, TURKEY	12	0.10
NEBRASKA, UNITED STATES	12	0.10
VILNIUS APSKRITIS, LITHUANIA	11	0.10
MONTANA, UNITED STATES	11	0.10
LAZIO, ITALY	11	0.10
ATTIKI, GREECE	11	0.10
HARJUMAA, ESTONIA	11	0.10
BUDAPEST, HUNGARY	11	0.10
AUSTRALIAN CAPITAL TERRITORY, AUSTRALIA	10	0.09
SAO PAULO, BRAZIL	10	0.09
CLUJ, ROMANIA	10	0.09
DISTRITO ESPECIAL, COLOMBIA	10	0.09
BUENOS AIRES, ARGENTINA	10	0.09
SASKATCHEWAN, CANADA	10	0.09
CATALONIA, SPAIN	10	0.09
PUNJAB, PAKISTAN	9	0.08
FARO, PORTUGAL	9	0.08
LIMASSOL, CYPRUS	9	0.08
WEST VIRGINIA, UNITED STATES	9	0.08
ZAPORIZ'KA OBLAST', UKRAINE	9	0.08
SOUTH AUSTRALIA, AUSTRALIA	9	0.08
KYONGGI-DO, KOREA, REPUBLIC OF	9	0.08
AL QAHIRAH, EGYPT	9	0.08
HEFA, ISRAEL	9	0.08
AR RIYAD, SAUDI ARABIA	9	0.08
AL AHMADI, KUWAIT	8	0.07
KOBENHAVN, DENMARK	8	0.07
DUBAI, UNITED ARAB EMIRATES	8	0.07
ANDHRA PRADESH, INDIA	8	0.07

Region	Visitors	Percentage
SARAWAK, MALAYSIA	8	0.07
BRATISLAVA, SLOVAKIA	8	0.07
BRUSSELS HOOFDSTEDELIJK GEWEST, BELGIUM	7	0.06
AL MANAMAH, BAHRAIN	7	0.06
VERMONT, UNITED STATES	7	0.06
BRASOV, ROMANIA	7	0.06
NORDRHEIN-WESTFALEN, GERMANY	7	0.06
WELLINGTON, NEW ZEALAND	7	0.06
WESTERN CAPE, SOUTH AFRICA	7	0.06
HLAVNI MESTO PRAHA, CZECH REPUBLIC	7	0.06
LOMBARDIA, ITALY	7	0.06
NORTH DAKOTA, UNITED STATES	7	0.06
ZUID-HOLLAND, NETHERLANDS	7	0.06
WYOMING, UNITED STATES	7	0.06
MANITOBA, CANADA	7	0.06
MALTA, MALTA	6	0.05
MAZOWIECKIE, POLAND	6	0.05
ARACINOVO, MACEDONIA, THE FORMER YUGOSLAV REPI	6	0.05
CHISINAU, MOLDOVA, REPUBLIC OF	6	0.05
NEW PROVIDENCE, BAHAMAS	6	0.05
BADEN-WÜRTTEMBERG, GERMANY	6	0.05
BIHOR, ROMANIA	6	0.05
MAKKAH, SAUDI ARABIA	6	0.05
JONKOPINGS LAN, SWEDEN	5	0.04
BREMEN, GERMANY	5	0.04
SOUTH DAKOTA, UNITED STATES	5	0.04
GALICIA, SPAIN	5	0.04
UTTAR PRADESH, INDIA	5	0.04
TIMIS, ROMANIA	5	0.04
SINDH, PAKISTAN	5	0.04
BEIJING, CHINA	5	0.04
KINGSTON, JAMAICA	5	0.04
TASMANIA, AUSTRALIA	5	0.04
NEW BRUNSWICK, CANADA	5	0.04
PRAHOVA, ROMANIA	5	0.04
AD DAWHAH, QATAR	5	0.04
JIHOMORAVSKY KRAJ, CZECH REPUBLIC	5	0.04
COMUNIDAD VALENCIANA, SPAIN	5	0.04
BEYROUTH, LEBANON	5	0.04
NORTHERN IRELAND, UNITED KINGDOM	4	0.03
SAN, YEMEN	4	0.03
SOFIYA, BULGARIA	4	0.03

Region	Visitors	Percentage
JAKARTA RAYA, INDONESIA	4	0.03
REGION METROPOLITANA, CHILE	4	0.03
MARIBOR, SLOVENIA	4	0.03
KYYIV, UKRAINE	4	0.03
PAIS VASCO, SPAIN	4	0.03
VALLE DEL CAUCA, COLOMBIA	4	0.03
IASI, ROMANIA	4	0.03
WALES, UNITED KINGDOM	4	0.03
LJUBLJANA, SLOVENIA	4	0.03
IDAHO, UNITED STATES	4	0.03
BAGMATI, NEPAL	4	0.03
JAWA BARAT, INDONESIA	4	0.03
SHARJAH, UNITED ARAB EMIRATES	4	0.03
HAMBURG, GERMANY	4	0.03
BELIZE, BELIZE	4	0.03
ARAD, ROMANIA	4	0.03
ANDALUCIA, SPAIN	4	0.03
WEST BENGAL, INDIA	4	0.03
MEXICO, MEXICO	3	0.03
GAMPAHA, SRI LANKA	3	0.03
GALATI, ROMANIA	3	0.03
KWAZULU-NATAL, SOUTH AFRICA	3	0.03
NEWFOUNDLAND AND LABRADOR, CANADA	3	0.03
MADHYA PRADESH, INDIA	3	0.03
YERUSHALAYIM, ISRAEL	3	0.03
MANAGUA, NICARAGUA	3	0.03
GREATER ACCRA, GHANA	3	0.03
NORTH-WEST FRONTIER, PAKISTAN	3	0.03
ANKARA, TURKEY	3	0.03
WEST-VLAANDEREN, BELGIUM	3	0.03
HESSSEN, GERMANY	3	0.03
WATERFORD, IRELAND	3	0.03
RIGA, LATVIA	3	0.03
KERALA, INDIA	3	0.03
ANTIOQUIA, COLOMBIA	3	0.03
ADANA, TURKEY	2	0.02
WIELKOPOLSKIE, POLAND	2	0.02
SAINT PETERSBURG CITY, RUSSIAN FEDERATION	2	0.02
BATANGAS, PHILIPPINES	2	0.02
DOLNOSLASKIE, POLAND	2	0.02
LA ALTAGRACIA, DOMINICAN REPUBLIC	2	0.02
NIEDERSACHSEN, GERMANY	2	0.02

Region	Visitors	Percentage
CHANDIGARH, INDIA	2	0.02
CENTRAL, FIJI	2	0.02
RIVNENS'KA OBLAST', UKRAINE	2	0.02
SKANE LAN, SWEDEN	2	0.02
PAMPANGA, PHILIPPINES	2	0.02
ASTURIAS, SPAIN	2	0.02
SPLITSKO-DALMATINSKA, CROATIA	2	0.02
REYKJAVIK, ICELAND	2	0.02
KAMPALA, UGANDA	2	0.02
HAMERKAZ, ISRAEL	2	0.02
AL BAHR AL AHMAR, EGYPT	2	0.02
OVERIJSEL, NETHERLANDS	2	0.02
DAVAO CITY, PHILIPPINES	2	0.02
CAMPANIA, ITALY	2	0.02
PORTO, PORTUGAL	2	0.02
PERAK, MALAYSIA	2	0.02
NAIROBI AREA, KENYA	2	0.02
RAJASTHAN, INDIA	2	0.02
SAN JOSE, COSTA RICA	2	0.02
VENETO, ITALY	2	0.02
SAN SALVADOR, EL SALVADOR	2	0.02
PIEMONTE, ITALY	2	0.02
NORD-PAS-DE-CALAIS, FRANCE	2	0.02
GUJARAT, INDIA	2	0.02
CHAMPAGNE-ARDENNE, FRANCE	2	0.02
ASH SHARQIYAH, SAUDI ARABIA	2	0.02
OOST-VLAANDEREN, BELGIUM	2	0.02
COLOMBO, SRI LANKA	2	0.02
ALGER, ALGERIA	2	0.02
JAWA TENGAH, INDONESIA	2	0.02
TOSCANA, ITALY	2	0.02
LIMBURG, NETHERLANDS	2	0.02
ATLANTICO, COLOMBIA	2	0.02
MINSK, BELARUS	2	0.02
SABAH, MALAYSIA	2	0.02
MALOPOLSKIE, POLAND	2	0.02
GUATEMALA, GUATEMALA	2	0.02
OULU, FINLAND	2	0.02
QUERETARO DE ARTEAGA, MEXICO	2	0.02
PHNUM PENH, CAMBODIA	1	0.01
RIZAL, PHILIPPINES	1	0.01
ANTALYA, TURKEY	1	0.01

Region	Visitors	Percentage
PARAMARIBO, SURINAME	1	0.01
ARIMA, TRINIDAD AND TOBAGO	1	0.01
RHONE-ALPES, FRANCE	1	0.01
ROGALAND, NORWAY	1	0.01
ZALA, HUNGARY	1	0.01
MAGNISIA, GREECE	1	0.01
CHERKAS'KA OBLAST', UKRAINE	1	0.01
GUANGDONG, CHINA	1	0.01
CORTES, HONDURAS	1	0.01
LUBELSKIE, POLAND	1	0.01
LEYTE, PHILIPPINES	1	0.01
SAN FERNANDO, TRINIDAD AND TOBAGO	1	0.01
KRASNODAR, RUSSIAN FEDERATION	1	0.01
CORK, IRELAND	1	0.01
PANAMA, PANAMA	1	0.01
NORDJYLLAND, DENMARK	1	0.01
NUEVO LEON, MEXICO	1	0.01
BALI, INDONESIA	1	0.01
FRANCISCO MORAZAN, HONDURAS	1	0.01
CONSTANTA, ROMANIA	1	0.01
CASTILLA Y LEON, SPAIN	1	0.01
HADAROM, ISRAEL	1	0.01
HO CHI MINH, VIET NAM	1	0.01
ORISSA, INDIA	1	0.01
TRNAVA, SLOVAKIA	1	0.01
GOIAS, BRAZIL	1	0.01
JALISCO, MEXICO	1	0.01
VARNA, BULGARIA	1	0.01
PERLIS, MALAYSIA	1	0.01
MARAMURES, ROMANIA	1	0.01
TARTUMAA, ESTONIA	1	0.01
VELES, MACEDONIA, THE FORMER YUGOSLAV REPUBLIC	1	0.01
TATARSTAN, RUSSIAN FEDERATION	1	0.01
GELDERLAND, NETHERLANDS	1	0.01
NICOSIA, CYPRUS	1	0.01
OSAKA, JAPAN	1	0.01
MIDLAND, CAYMAN ISLANDS	1	0.01
HUNEDOARA, ROMANIA	1	0.01
NORTHWEST TERRITORIES, CANADA	1	0.01
SAINT MICHAEL, BARBADOS	1	0.01
TUNIS, TUNISIA	1	0.01
OSTFOLD, NORWAY	1	0.01

Region	Visitors	Percentage
LEIRIA, PORTUGAL	1	0.01
JAWA TIMUR, INDONESIA	1	0.01
KAO-HSIUNG, TAIWAN	1	0.01
STINGA NISTRULUI, MOLDOVA, REPUBLIC OF	1	0.01
ARHUS, DENMARK	1	0.01
TULCEA, ROMANIA	1	0.01
AMMAN, JORDAN	1	0.01
GENEVE, SWITZERLAND	1	0.01
FAROE ISLANDS, FAROE ISLANDS	1	0.01
IRAKLION, GREECE	1	0.01
NORTHERN TERRITORY, AUSTRALIA	1	0.01
ANGUILLA, ANGUILLA	1	0.01
PAYS DE LA LOIRE, FRANCE	1	0.01
WISEU, PORTUGAL	1	0.01
KOPER-CAPODISTRIA, SLOVENIA	1	0.01
HA NOI, VIET NAM	1	0.01
LARNACA, CYPRUS	1	0.01
KABOL, AFGHANISTAN	1	0.01
FREDERIKSBORG, DENMARK	1	0.01
BERN, SWITZERLAND	1	0.01
LIEGE, BELGIUM	1	0.01
SAARLAND, GERMANY	1	0.01
QUETZALTENANGO, GUATEMALA	1	0.01
SIBIU, ROMANIA	1	0.01
SAINT GEORGE, SAINT VINCENT AND THE GRENADINES	1	0.01
THESSALONIKI, GREECE	1	0.01
LAGOS, NIGERIA	1	0.01
MORE OG ROMSDAL, NORWAY	1	0.01
ICEL, TURKEY	1	0.01
SANTANDER, COLOMBIA	1	0.01
MELAKA, MALAYSIA	1	0.01
MURES, ROMANIA	1	0.01
POMORSKIE, POLAND	1	0.01
WAIKATO, NEW ZEALAND	1	0.01
LUXEMBOURG, LUXEMBOURG	1	0.01
SAINT GEORGE BASSETERRE, SAINT KITTS AND NEVIS	1	0.01
DNIPROPETROVS'KA OBLAST', UKRAINE	1	0.01
ALTAISKY KRAI, RUSSIAN FEDERATION	1	0.01
BUZAU, ROMANIA	1	0.01
CAGAYAN, PHILIPPINES	1	0.01
RHEINLAND-PFALZ, GERMANY	1	0.01
SANTA CATARINA, BRAZIL	1	0.01

Region	Visitors	Percentage
VAUD, SWITZERLAND	1	0.01
KEDAH, MALAYSIA	1	0.01
PRESOV, SLOVAKIA	1	0.01
MISAMIS ORIENTAL, PHILIPPINES	1	0.01
NAMUR, BELGIUM	1	0.01
AL JIZAH, EGYPT	1	0.01
JAMMU AND KASHMIR, INDIA	1	0.01
LUSAKA, ZAMBIA	1	0.01
MACAU, MACAO	1	0.01
DISTRITO NACIONAL, DOMINICAN REPUBLIC	1	0.01
COIMBRA, PORTUGAL	1	0.01
LIGURIA, ITALY	1	0.01
VESTFOLD, NORWAY	1	0.01
ASSAM, INDIA	1	0.01
PULAU PINANG, MALAYSIA	1	0.01
CANTERBURY, NEW ZEALAND	1	0.01
PEST, HUNGARY	1	0.01
ZILINA, SLOVAKIA	1	0.01
LANGUEDOC-ROUSSILLON, FRANCE	1	0.01
PARA, BRAZIL	1	0.01
GAZIANTEP, TURKEY	1	0.01
ALMATY, KAZAKHSTAN	1	0.01
MESSINIA, GREECE	1	0.01
TABASCO, MEXICO	1	0.01
CASABLANCA, MOROCCO	1	0.01
ISLE OF MAN, UNITED KINGDOM	1	0.01
LAPLAND, FINLAND	1	0.01
VERACRUZ-LLAVE, MEXICO	1	0.01
BRUNEI AND MUARA, BRUNEI DARUSSALAM	1	0.01
CHIHUAHUA, MEXICO	1	0.01
TARANAKI, NEW ZEALAND	1	0.01
BRAGA, PORTUGAL	1	0.01
MADEIRA, PORTUGAL	1	0.01

Report created by Site Analytics for <http://www.saliu.com> on 04-18-09

This report identifies the city, region and country of visitors to the Web site. The geographical user information enables you to build site content and ad campaigns targeting particular locales.

Visitors by City		
City	Visitors	Percentage
UNKNOWN	2,312	22.98
NEW YORK, NEW YORK, UNITED STATES	516	5.13
TEMPE, ARIZONA, UNITED STATES	295	2.93
OAKLAND, CALIFORNIA, UNITED STATES	286	2.84
LONDON, ENGLAND, UNITED KINGDOM	261	2.59
MOUNTAIN VIEW, CALIFORNIA, UNITED STATES	171	1.70
RESTON, VIRGINIA, UNITED STATES	170	1.69
SUNNYVALE, CALIFORNIA, UNITED STATES	162	1.61
TORONTO, ONTARIO, CANADA	138	1.37
SAN FRANCISCO, CALIFORNIA, UNITED STATES	130	1.29
SINGAPORE, SINGAPORE, SINGAPORE	120	1.19
BUCHAREST, BUCURESTI, ROMANIA	110	1.09
SYDNEY, NEW SOUTH WALES, AUSTRALIA	108	1.07
TOKYO, TOKYO, JAPAN	100	0.99
ATLANTA, GEORGIA, UNITED STATES	97	0.96
PARIS, ILE-DE-FRANCE, FRANCE	95	0.94
CHICAGO, ILLINOIS, UNITED STATES	89	0.88
HERNDON, VIRGINIA, UNITED STATES	83	0.83
NEW DELHI, DELHI, INDIA	81	0.81
DUBLIN, DUBLIN, IRELAND	70	0.70
LOS ANGELES, CALIFORNIA, UNITED STATES	64	0.64
HOUSTON, TEXAS, UNITED STATES	63	0.63
DALLAS, TEXAS, UNITED STATES	61	0.61
MELBOURNE, VICTORIA, AUSTRALIA	56	0.56
DELHI, DELHI, INDIA	53	0.53
SEATTLE, WASHINGTON, UNITED STATES	47	0.47
MANCHESTER, ENGLAND, UNITED KINGDOM	47	0.47
BERLIN, BERLIN, GERMANY	46	0.46
WASHINGTON, DISTRICT OF COLUMBIA, UNITED STATES	43	0.43
KUALA LUMPUR, WILAYAH PERSEKUTUAN, MALAYSIA	40	0.40
SOLNA, STOCKHOLMS LAN, SWEDEN	40	0.40
MONTREAL, QUEBEC, CANADA	38	0.38
MT. LAUREL, NEW JERSEY, UNITED STATES	38	0.38
SAN DIEGO, CALIFORNIA, UNITED STATES	38	0.38
LIVINGSTON, NEW JERSEY, UNITED STATES	38	0.38
PHOENIX, ARIZONA, UNITED STATES	37	0.37

City	Visitors	Percentage
BRISBANE, QUEENSLAND, AUSTRALIA	37	0.37
MUMBAI, MAHARASHTRA, INDIA	37	0.37
AMSTERDAM, NOORD-HOLLAND, NETHERLANDS	36	0.36
WATERLOO, ONTARIO, CANADA	36	0.36
MIAMI, FLORIDA, UNITED STATES	36	0.36
DENVER, COLORADO, UNITED STATES	35	0.35
PHILADELPHIA, PENNSYLVANIA, UNITED STATES	35	0.35
PITTSBURGH, PENNSYLVANIA, UNITED STATES	33	0.33
ARLINGTON, VIRGINIA, UNITED STATES	32	0.32
HONG KONG, HONG KONG (SAR), HONG KONG	32	0.32
PLANO, TEXAS, UNITED STATES	31	0.31
VANCOUVER, BRITISH COLUMBIA, CANADA	30	0.30
RANDBURG, GAUTENG, SOUTH AFRICA	30	0.30
BOSTON, MASSACHUSETTS, UNITED STATES	29	0.29
MAKATI, MANILA, PHILIPPINES	28	0.28
AUSTIN, TEXAS, UNITED STATES	28	0.28
CALGARY, ALBERTA, CANADA	28	0.28
PORTLAND, OREGON, UNITED STATES	27	0.27
MIDDLETOWN, NEW YORK, UNITED STATES	26	0.26
ST. LOUIS, MISSOURI, UNITED STATES	26	0.26
LAS VEGAS, NEVADA, UNITED STATES	24	0.24
PERTH, WESTERN AUSTRALIA, AUSTRALIA	24	0.24
LOUISVILLE, KENTUCKY, UNITED STATES	23	0.23
RALEIGH, NORTH CAROLINA, UNITED STATES	23	0.23
AUCKLAND, AUCKLAND, NEW ZEALAND	23	0.23
ORANGE, PROVENCE-ALPES-COTE D'AZUR, FRANCE	23	0.23
SAN JOSE, CALIFORNIA, UNITED STATES	23	0.23
FLUSHING, NEW YORK, UNITED STATES	23	0.23
REDMOND, WASHINGTON, UNITED STATES	22	0.22
ISLAMABAD, ISLAMABAD, PAKISTAN	22	0.22
BEDMINSTER, NEW JERSEY, UNITED STATES	21	0.21
TAMPA, FLORIDA, UNITED STATES	21	0.21
SACRAMENTO, CALIFORNIA, UNITED STATES	21	0.21
MILWAUKEE, WISCONSIN, UNITED STATES	20	0.20
HALIFAX, NOVA SCOTIA, CANADA	20	0.20
ATHENS, ATTIKI, GREECE	19	0.19
HUNTINGTON BEACH, CALIFORNIA, UNITED STATES	18	0.18
OSLO, OSLO, NORWAY	18	0.18
INDIANAPOLIS, INDIANA, UNITED STATES	18	0.18
ORLANDO, FLORIDA, UNITED STATES	18	0.18
SHEFFIELD, ENGLAND, UNITED KINGDOM	18	0.18
STOCKHOLM, STOCKHOLMS LAN, SWEDEN	18	0.18

City	Visitors	Percentage
BROOKLYN, NEW YORK, UNITED STATES	18	0.18
CHENNAI, TAMIL NADU, INDIA	18	0.18
LISBON, LISBOA, PORTUGAL	17	0.17
LIMA, LIMA, PERU	17	0.17
OTTAWA, ONTARIO, CANADA	17	0.17
TEL AVIV, TEL AVIV, ISRAEL	17	0.17
ZAGREB, GRAD ZAGREB, CROATIA	17	0.17
COLUMBUS, OHIO, UNITED STATES	16	0.16
LANSING, MICHIGAN, UNITED STATES	16	0.16
NASHVILLE, TENNESSEE, UNITED STATES	16	0.16
WOODSTOCK, ILLINOIS, UNITED STATES	16	0.16
MOSCOW, MOSKVA, RUSSIAN FEDERATION	16	0.16
TAIPEI, T'AI-PEI, TAIWAN	16	0.16
SAN ANTONIO, TEXAS, UNITED STATES	16	0.16
CINCINNATI, OHIO, UNITED STATES	16	0.16
BANGALORE, KARNATAKA, INDIA	16	0.16
ZURICH, ZURICH, SWITZERLAND	16	0.16
HERZLIYYA, TEL AVIV, ISRAEL	15	0.15
MANILA, MANILA, PHILIPPINES	15	0.15
CLEVELAND, OHIO, UNITED STATES	15	0.15
NEWARK, NEW JERSEY, UNITED STATES	15	0.15
MADRID, MADRID, SPAIN	15	0.15
HELSINKI, SOUTHERN FINLAND, FINLAND	15	0.15
CEBU, CEBU CITY, PHILIPPINES	15	0.15
PALO ALTO, CALIFORNIA, UNITED STATES	15	0.15
OKLAHOMA CITY, OKLAHOMA, UNITED STATES	15	0.15
ROCHESTER, NEW YORK, UNITED STATES	15	0.15
TYLER, TEXAS, UNITED STATES	14	0.14
MINNEAPOLIS, MINNESOTA, UNITED STATES	14	0.14
TUCSON, ARIZONA, UNITED STATES	14	0.14
SANTA CLARA, CALIFORNIA, UNITED STATES	14	0.14
BALTIMORE, MARYLAND, UNITED STATES	14	0.14
CAMPBELL, CALIFORNIA, UNITED STATES	14	0.14
TOBYHANNA, PENNSYLVANIA, UNITED STATES	14	0.14
ALBANY, NEW YORK, UNITED STATES	14	0.14
VIENNA, WIEN, AUSTRIA	14	0.14
JOHANNESBURG, GAUTENG, SOUTH AFRICA	14	0.14
CLINTON, MARYLAND, UNITED STATES	13	0.13
RICHMOND, BRITISH COLUMBIA, CANADA	13	0.13
MISSISSAUGA, ONTARIO, CANADA	13	0.13
CHARLOTTE, NORTH CAROLINA, UNITED STATES	13	0.13
LITTLE ROCK, ARKANSAS, UNITED STATES	12	0.12

City	Visitors	Percentage
KUWAIT, AL KUWAYT, KUWAIT	12	0.12
BANGKOK, KRUNG THEP, THAILAND	12	0.12
KANSAS CITY, MISSOURI, UNITED STATES	12	0.12
ISTANBUL, ISTANBUL, TURKEY	12	0.12
ROME, LAZIO, ITALY	12	0.12
BIRMINGHAM, ALABAMA, UNITED STATES	12	0.12
ROCKFORD, MICHIGAN, UNITED STATES	12	0.12
FT. WORTH, TEXAS, UNITED STATES	12	0.12
STATEN ISLAND, NEW YORK, UNITED STATES	12	0.12
COLUMBIA, MISSOURI, UNITED STATES	12	0.12
PROVIDENCE, RHODE ISLAND, UNITED STATES	12	0.12
ANN ARBOR, MICHIGAN, UNITED STATES	12	0.12
ALEXANDRIA, MINNESOTA, UNITED STATES	11	0.11
BURNABY, BRITISH COLUMBIA, CANADA	11	0.11
ISSAQUAH, WASHINGTON, UNITED STATES	11	0.11
HICKSVILLE, NEW YORK, UNITED STATES	11	0.11
BLACKBURN, ENGLAND, UNITED KINGDOM	11	0.11
BATON ROUGE, LOUISIANA, UNITED STATES	11	0.11
CAMBRIDGE, MASSACHUSETTS, UNITED STATES	11	0.11
CARLISLE, PENNSYLVANIA, UNITED STATES	11	0.11
BUDAPEST, BUDAPEST, HUNGARY	11	0.11
SARASOTA, FLORIDA, UNITED STATES	11	0.11
GRAND RAPIDS, MICHIGAN, UNITED STATES	11	0.11
KINGSTON, KINGSTON, JAMAICA	11	0.11
FT. LAUDERDALE, FLORIDA, UNITED STATES	11	0.11
TALLINN, HARJUMAA, ESTONIA	11	0.11
VILNIUS, VILNIAUS APSKRITIS, LITHUANIA	11	0.11
SILVER SPRING, MARYLAND, UNITED STATES	11	0.11
JACKSONVILLE, NORTH CAROLINA, UNITED STATES	11	0.11
ALBUQUERQUE, NEW MEXICO, UNITED STATES	10	0.10
CANBERRA, AUSTRALIAN CAPITAL TERRITORY, AUSTRAL	10	0.10
TOLEDO, OHIO, UNITED STATES	10	0.10
BRIDGEPORT, CONNECTICUT, UNITED STATES	10	0.10
CLUJ-NAPOCA, CLUJ, ROMANIA	10	0.10
WORCESTER, MASSACHUSETTS, UNITED STATES	10	0.10
SANTAFÉ DE BOGOTÁ, DISTRITO ESPECIAL, COLOMBIA	10	0.10
SAN JUAN, PUERTO RICO, PUERTO RICO	10	0.10
MONROE, NEW YORK, UNITED STATES	10	0.10
VIRGINIA BEACH, VIRGINIA, UNITED STATES	10	0.10
EDMONTON, ALBERTA, CANADA	10	0.10
MEDFORD, NEW JERSEY, UNITED STATES	10	0.10
DETROIT, MICHIGAN, UNITED STATES	10	0.10

City	Visitors	Percentage
NASHUA, NEW HAMPSHIRE, UNITED STATES	10	0.10
CAIRO, AL QAHIRAH, EGYPT	9	0.09
MADISON, WISCONSIN, UNITED STATES	9	0.09
LIMASSOL, LIMASSOL, CYPRUS	9	0.09
ADELAIDE, SOUTH AUSTRALIA, AUSTRALIA	9	0.09
HAIFA, HEFA, ISRAEL	9	0.09
PEORIA, ARIZONA, UNITED STATES	9	0.09
ZAPORIZHZHYA, ZAPORIZ'KA OBLAST', UKRAINE	9	0.09
SEOUL, KYONGGI-DO, KOREA, REPUBLIC OF	9	0.09
RICHARDSON, TEXAS, UNITED STATES	9	0.09
JACKSON, MISSISSIPPI, UNITED STATES	9	0.09
PRETORIA, GAUTENG, SOUTH AFRICA	9	0.09
TRENTON, NEW JERSEY, UNITED STATES	9	0.09
HONOLULU, HAWAII, UNITED STATES	9	0.09
BARCELONA, CATALONIA, SPAIN	9	0.09
QUEZON CITY, MANILA, PHILIPPINES	9	0.09
FRESNO, CALIFORNIA, UNITED STATES	9	0.09
PETALING JAYA, SELANGOR, MALAYSIA	9	0.09
SALT LAKE CITY, UTAH, UNITED STATES	9	0.09
GREENVILLE, SOUTH CAROLINA, UNITED STATES	9	0.09
EL PASO, TEXAS, UNITED STATES	9	0.09
BUENOS AIRES, BUENOS AIRES, ARGENTINA	9	0.09
FT. WAYNE, INDIANA, UNITED STATES	9	0.09
RIYADH, AR RIYAD, SAUDI ARABIA	9	0.09
WINSTON SALEM, NORTH CAROLINA, UNITED STATES	9	0.09
TALLAHASSEE, FLORIDA, UNITED STATES	9	0.09
WILMINGTON, NORTH CAROLINA, UNITED STATES	9	0.09
SãO PAULO, SAO PAULO, BRAZIL	9	0.09
CARACAS, DISTRITO FEDERAL, VENEZUELA	9	0.09
GREENSBORO, NORTH CAROLINA, UNITED STATES	8	0.08
AKRON, OHIO, UNITED STATES	8	0.08
HARTFORD, CONNECTICUT, UNITED STATES	8	0.08
JERSEY CITY, NEW JERSEY, UNITED STATES	8	0.08
CHAMPAIGN, ILLINOIS, UNITED STATES	8	0.08
COPENHAGEN, KOBENHAVN, DENMARK	8	0.08
LOWELL, MASSACHUSETTS, UNITED STATES	8	0.08
HYDERABAD, ANDHRA PRADESH, INDIA	8	0.08
CORVALLIS, OREGON, UNITED STATES	8	0.08
HAMILTON, OHIO, UNITED STATES	8	0.08
REGINA, SASKATCHEWAN, CANADA	8	0.08
BRATISLAVA, BRATISLAVA, SLOVAKIA	8	0.08
DUBAI, DUBAI, UNITED ARAB EMIRATES	8	0.08

City	Visitors	Percentage
HILLSBORO, OREGON, UNITED STATES	8	0.08
BURLINGTON, VERMONT, UNITED STATES	8	0.08
ST. PETERSBURG, FLORIDA, UNITED STATES	8	0.08
LEXINGTON, KENTUCKY, UNITED STATES	8	0.08
SALMIYA, AL AHMADI, KUWAIT	8	0.08
BLOOMINGTON, INDIANA, UNITED STATES	8	0.08
OVERLAND PARK, KANSAS, UNITED STATES	8	0.08
LAHORE, PUNJAB, PAKISTAN	8	0.08
THORNHILL, ONTARIO, CANADA	8	0.08
MEMPHIS, TENNESSEE, UNITED STATES	7	0.07
COLORADO SPRINGS, COLORADO, UNITED STATES	7	0.07
EVANSTON, ILLINOIS, UNITED STATES	7	0.07
BUFFALO, NEW YORK, UNITED STATES	7	0.07
WELLINGTON, WELLINGTON, NEW ZEALAND	7	0.07
SALEM, NEW HAMPSHIRE, UNITED STATES	7	0.07
NAPLES, FLORIDA, UNITED STATES	7	0.07
NEW ORLEANS, LOUISIANA, UNITED STATES	7	0.07
BRONX, NEW YORK, UNITED STATES	7	0.07
KLANG, SELANGOR, MALAYSIA	7	0.07
BRASOV, BRASOV, ROMANIA	7	0.07
KUCHING, SARAWAK, MALAYSIA	7	0.07
EUGENE, OREGON, UNITED STATES	7	0.07
SHAH ALAM, SELANGOR, MALAYSIA	7	0.07
SAN LUIS OBISPO, CALIFORNIA, UNITED STATES	7	0.07
READING, ENGLAND, UNITED KINGDOM	7	0.07
ALLENTOWN, PENNSYLVANIA, UNITED STATES	7	0.07
ANTWERP, ANTWERPEN, BELGIUM	7	0.07
BELLEVILLE, ILLINOIS, UNITED STATES	7	0.07
DURHAM, NORTH CAROLINA, UNITED STATES	7	0.07
WAUKEGAN, ILLINOIS, UNITED STATES	7	0.07
ENGLEWOOD, COLORADO, UNITED STATES	7	0.07
TACOMA, WASHINGTON, UNITED STATES	7	0.07
FAIRFAX, VIRGINIA, UNITED STATES	7	0.07
SCRANTON, PENNSYLVANIA, UNITED STATES	7	0.07
CANTON, OHIO, UNITED STATES	7	0.07
MONTGOMERY, TEXAS, UNITED STATES	7	0.07
PRAGUE, HLAVNI MESTO PRAHA, CZECH REPUBLIC	7	0.07
CAPE TOWN, WESTERN CAPE, SOUTH AFRICA	7	0.07
BERKELEY, CALIFORNIA, UNITED STATES	7	0.07
MANAMA, AL MANAMAH, BAHRAIN	7	0.07
SPRINGFIELD, MASSACHUSETTS, UNITED STATES	7	0.07
WEST CHESTER, PENNSYLVANIA, UNITED STATES	7	0.07

City	Visitors	Percentage
WINNIPEG, MANITOBA, CANADA	7	0.07
LIVERPOOL, ENGLAND, UNITED KINGDOM	7	0.07
LOMBARD, ILLINOIS, UNITED STATES	7	0.07
BETHLEHEM, PENNSYLVANIA, UNITED STATES	6	0.06
PYRMONT, NEW SOUTH WALES, AUSTRALIA	6	0.06
NASSAU, NEW PROVIDENCE, BAHAMAS	6	0.06
SKOPJE, ARACINOVO, MACEDONIA, THE FORMER YUGOS	6	0.06
CHANDLER, ARIZONA, UNITED STATES	6	0.06
BRUSSELS, BRUSSELS HOOFDSTEDELIJK GEWEST, BELG	6	0.06
VICTORIA, BRITISH COLUMBIA, CANADA	6	0.06
EDISON, NEW JERSEY, UNITED STATES	6	0.06
ORADEA, BIHOR, ROMANIA	6	0.06
ALTAMONTE SPRINGS, FLORIDA, UNITED STATES	6	0.06
YORK, PENNSYLVANIA, UNITED STATES	6	0.06
SCARBOROUGH, ONTARIO, CANADA	6	0.06
NORTH HILLS, CALIFORNIA, UNITED STATES	6	0.06
CHARLESTON, SOUTH CAROLINA, UNITED STATES	6	0.06
COSTA MESA, CALIFORNIA, UNITED STATES	6	0.06
WICHITA, KANSAS, UNITED STATES	6	0.06
SOUTH BEND, INDIANA, UNITED STATES	6	0.06
WARSAW, MAZOWIECKIE, POLAND	6	0.06
OMAHA, NEBRASKA, UNITED STATES	6	0.06
CUMMING, GEORGIA, UNITED STATES	6	0.06
WESTMINSTER, CALIFORNIA, UNITED STATES	6	0.06
JEDDAH, MAKKAH, SAUDI ARABIA	6	0.06
PUNE, MAHARASHTRA, INDIA	6	0.06
CHISINAU, CHISINAU, MOLDOVA, REPUBLIC OF	6	0.06
YONKERS, NEW YORK, UNITED STATES	6	0.06
CAGUAS, PUERTO RICO, PUERTO RICO	6	0.06
CHEYENNE, WYOMING, UNITED STATES	6	0.06
ALPHARETTA, GEORGIA, UNITED STATES	6	0.06
MILANO, LOMBARDIA, ITALY	6	0.06
FARO, FARO, PORTUGAL	6	0.06
LAWRENCEVILLE, GEORGIA, UNITED STATES	5	0.05
OCEANSIDE, CALIFORNIA, UNITED STATES	5	0.05
TURNHOUT, ANTWERPEN, BELGIUM	5	0.05
HAMPTON, VIRGINIA, UNITED STATES	5	0.05
DAYTON, NEW JERSEY, UNITED STATES	5	0.05
QUINCY, ILLINOIS, UNITED STATES	5	0.05
WOODBIDGE, VIRGINIA, UNITED STATES	5	0.05
EAST BRUNSWICK, NEW JERSEY, UNITED STATES	5	0.05
DOHA, AD DAWHAH, QATAR	5	0.05

City	Visitors	Percentage
NAPERVILLE, ILLINOIS, UNITED STATES	5	0.05
LITTLETON, COLORADO, UNITED STATES	5	0.05
BRNO, JIHOMORAVSKY KRAJ, CZECH REPUBLIC	5	0.05
SYRACUSE, NEW YORK, UNITED STATES	5	0.05
SPARKS GLENCOE, MARYLAND, UNITED STATES	5	0.05
PLOIESTI, PRAHOVA, ROMANIA	5	0.05
ELLCOTT CITY, MARYLAND, UNITED STATES	5	0.05
BRISTOL, PENNSYLVANIA, UNITED STATES	5	0.05
SCOTTSDALE, ARIZONA, UNITED STATES	5	0.05
ST. PAUL, MINNESOTA, UNITED STATES	5	0.05
BRICK, NEW JERSEY, UNITED STATES	5	0.05
ST. CATHARINES, ONTARIO, CANADA	5	0.05
COOKEVILLE, TENNESSEE, UNITED STATES	5	0.05
SPRING, TEXAS, UNITED STATES	5	0.05
COVENTRY, RHODE ISLAND, UNITED STATES	5	0.05
BOLINGBROOK, ILLINOIS, UNITED STATES	5	0.05
WHITE CLOUD, MICHIGAN, UNITED STATES	5	0.05
MUNICH, BAYERN, GERMANY	5	0.05
FAYETTEVILLE, ARKANSAS, UNITED STATES	5	0.05
MURFREESBORO, TENNESSEE, UNITED STATES	5	0.05
IRVINE, CALIFORNIA, UNITED STATES	5	0.05
HICKORY, NORTH CAROLINA, UNITED STATES	5	0.05
BEAUMONT, TEXAS, UNITED STATES	5	0.05
NOTTINGHAM, ENGLAND, UNITED KINGDOM	5	0.05
KENMORE, WASHINGTON, UNITED STATES	5	0.05
MARIETTA, GEORGIA, UNITED STATES	5	0.05
SANTA BARBARA, CALIFORNIA, UNITED STATES	5	0.05
PRINCETON, NEW JERSEY, UNITED STATES	5	0.05
BEIJING, BEIJING, CHINA	5	0.05
PENSACOLA, FLORIDA, UNITED STATES	5	0.05
MANHATTAN BEACH, CALIFORNIA, UNITED STATES	5	0.05
KNOXVILLE, TENNESSEE, UNITED STATES	5	0.05
LEICESTER, ENGLAND, UNITED KINGDOM	5	0.05
BARTLETT, TENNESSEE, UNITED STATES	5	0.05
KIRKLAND, WASHINGTON, UNITED STATES	5	0.05
ROANOKE, VIRGINIA, UNITED STATES	5	0.05
BREMEN, BREMEN, GERMANY	5	0.05
GLASGOW, SCOTLAND, UNITED KINGDOM	5	0.05
KARACHI, SINDH, PAKISTAN	5	0.05
BEIRUT, BEYROUTH, LEBANON	5	0.05
LINCOLN, NEBRASKA, UNITED STATES	5	0.05
NORWALK, CALIFORNIA, UNITED STATES	5	0.05

City	Visitors	Percentage
TIMISOARA, TIMIS, ROMANIA	5	0.05
AMADORA, LISBOA, PORTUGAL	5	0.05
LAFAYETTE, INDIANA, UNITED STATES	5	0.05
RANCHO CUCAMONGA, CALIFORNIA, UNITED STATES	5	0.05
NORWICH, ENGLAND, UNITED KINGDOM	4	0.04
BELLEVUE, WASHINGTON, UNITED STATES	4	0.04
SCHAUMBURG, ILLINOIS, UNITED STATES	4	0.04
HUMBLE, TEXAS, UNITED STATES	4	0.04
ST. CLOUD, MINNESOTA, UNITED STATES	4	0.04
IOWA CITY, IOWA, UNITED STATES	4	0.04
SUGAR LAND, TEXAS, UNITED STATES	4	0.04
NORCROSS, GEORGIA, UNITED STATES	4	0.04
DEKALB, ILLINOIS, UNITED STATES	4	0.04
CHERRY HILL, NEW JERSEY, UNITED STATES	4	0.04
WINTER PARK, FLORIDA, UNITED STATES	4	0.04
VALENCIA, COMUNIDAD VALENCIANA, SPAIN	4	0.04
LISLE, ILLINOIS, UNITED STATES	4	0.04
LAKE WORTH, FLORIDA, UNITED STATES	4	0.04
LIVERMORE, CALIFORNIA, UNITED STATES	4	0.04
OAKVILLE, ONTARIO, CANADA	4	0.04
CHAPEL HILL, NORTH CAROLINA, UNITED STATES	4	0.04
BETHESDA, MARYLAND, UNITED STATES	4	0.04
FT. COLLINS, COLORADO, UNITED STATES	4	0.04
SANAA, SAN, YEMEN	4	0.04
ESCONDIDO, CALIFORNIA, UNITED STATES	4	0.04
DAYTONA BEACH, FLORIDA, UNITED STATES	4	0.04
TULSA, OKLAHOMA, UNITED STATES	4	0.04
SEVERN, MARYLAND, UNITED STATES	4	0.04
SHARJAH, SHARJAH, UNITED ARAB EMIRATES	4	0.04
POWAY, CALIFORNIA, UNITED STATES	4	0.04
MEXICO, DISTRITO FEDERAL, MEXICO	4	0.04
GLENDALE, ARIZONA, UNITED STATES	4	0.04
GILBERT, ARIZONA, UNITED STATES	4	0.04
KIEV, KYIV, UKRAINE	4	0.04
HENDERSON, NEVADA, UNITED STATES	4	0.04
BINGHAMTON, NEW YORK, UNITED STATES	4	0.04
WOOSTER, OHIO, UNITED STATES	4	0.04
GLEN COVE, NEW YORK, UNITED STATES	4	0.04
DOVER, NEW JERSEY, UNITED STATES	4	0.04
TOMS RIVER, NEW JERSEY, UNITED STATES	4	0.04
PLYMOUTH, ENGLAND, UNITED KINGDOM	4	0.04
VARNAMO, JONKOPINGS LAN, SWEDEN	4	0.04

City	Visitors	Percentage
NEW HAVEN, CONNECTICUT, UNITED STATES	4	0.04
IRVING, TEXAS, UNITED STATES	4	0.04
JAKARTA, JAKARTA RAYA, INDONESIA	4	0.04
DOUGLASSVILLE, PENNSYLVANIA, UNITED STATES	4	0.04
OLD BRIDGE, NEW JERSEY, UNITED STATES	4	0.04
IASI, IASI, ROMANIA	4	0.04
PATCHOGUE, NEW YORK, UNITED STATES	4	0.04
DARTMOUTH, NOVA SCOTIA, CANADA	4	0.04
SOFIA, SOFIYA, BULGARIA	4	0.04
BRANDON, FLORIDA, UNITED STATES	4	0.04
BOULDER, COLORADO, UNITED STATES	4	0.04
RENO, NEVADA, UNITED STATES	4	0.04
CEDAR RAPIDS, IOWA, UNITED STATES	4	0.04
MAPLE GROVE, MINNESOTA, UNITED STATES	4	0.04
NORRISTOWN, PENNSYLVANIA, UNITED STATES	4	0.04
FAIRFIELD, CONNECTICUT, UNITED STATES	4	0.04
ASTON, PENNSYLVANIA, UNITED STATES	4	0.04
TAYLOR, MICHIGAN, UNITED STATES	4	0.04
LONGVIEW, TEXAS, UNITED STATES	4	0.04
EVERETT, WASHINGTON, UNITED STATES	4	0.04
CASCAIS, LISBOA, PORTUGAL	4	0.04
SURREY, BRITISH COLUMBIA, CANADA	4	0.04
FARMINGTON, MICHIGAN, UNITED STATES	4	0.04
PONTIAC, MICHIGAN, UNITED STATES	4	0.04
NEW BRUNSWICK, NEW JERSEY, UNITED STATES	4	0.04
GEORGETOWN, ONTARIO, CANADA	4	0.04
KATHMANDU, BAGMATI, NEPAL	4	0.04
MACOMB, MICHIGAN, UNITED STATES	4	0.04
TAMAQUA, PENNSYLVANIA, UNITED STATES	4	0.04
YUMA, ARIZONA, UNITED STATES	4	0.04
WINCHESTER, ENGLAND, UNITED KINGDOM	4	0.04
HAMBURG, HAMBURG, GERMANY	4	0.04
WILLIAMSPORT, PENNSYLVANIA, UNITED STATES	4	0.04
HANA, HAWAII, UNITED STATES	4	0.04
BAYONNE, NEW JERSEY, UNITED STATES	4	0.04
HUNTINGTON, WEST VIRGINIA, UNITED STATES	4	0.04
BROWNSVILLE, PENNSYLVANIA, UNITED STATES	4	0.04
SANTIAGO, REGION METROPOLITANA, CHILE	4	0.04
LANCASTER, CALIFORNIA, UNITED STATES	4	0.04
REDONDO BEACH, CALIFORNIA, UNITED STATES	4	0.04
LJUBLJANA, LJUBLJANA, SLOVENIA	4	0.04
ARAD, ARAD, ROMANIA	4	0.04

City	Visitors	Percentage
MARIBOR, MARIBOR, SLOVENIA	4	0.04
SAN GABRIEL, CALIFORNIA, UNITED STATES	4	0.04
BELIZE, BELIZE, BELIZE	4	0.04
BILBAO, PAIS VASCO, SPAIN	4	0.04
MISSOULA, MONTANA, UNITED STATES	4	0.04
JOHNSTOWN, PENNSYLVANIA, UNITED STATES	3	0.03
NEWPORT NEWS, VIRGINIA, UNITED STATES	3	0.03
FRAMINGHAM, MASSACHUSETTS, UNITED STATES	3	0.03
GAINESVILLE, FLORIDA, UNITED STATES	3	0.03
CONCORD, CALIFORNIA, UNITED STATES	3	0.03
EAU CLAIRE, WISCONSIN, UNITED STATES	3	0.03
FT. WASHINGTON, MARYLAND, UNITED STATES	3	0.03
MURRIETA, CALIFORNIA, UNITED STATES	3	0.03
FREDERICKSBURG, VIRGINIA, UNITED STATES	3	0.03
KINGSTON UPON HULL, ENGLAND, UNITED KINGDOM	3	0.03
TEMECULA, CALIFORNIA, UNITED STATES	3	0.03
AMSTELVEEN, NOORD-HOLLAND, NETHERLANDS	3	0.03
ATLANTIC CITY, NEW JERSEY, UNITED STATES	3	0.03
MILFORD, CONNECTICUT, UNITED STATES	3	0.03
BISMARCK, ARKANSAS, UNITED STATES	3	0.03
ACCRA, GREATER ACCRA, GHANA	3	0.03
DELTONA, FLORIDA, UNITED STATES	3	0.03
PISCATAWAY, NEW JERSEY, UNITED STATES	3	0.03
RIGA, RIGA, LATVIA	3	0.03
UNION CITY, CALIFORNIA, UNITED STATES	3	0.03
TROY, OHIO, UNITED STATES	3	0.03
DUDLEY, MASSACHUSETTS, UNITED STATES	3	0.03
RIVERSIDE, CALIFORNIA, UNITED STATES	3	0.03
CRANSTON, RHODE ISLAND, UNITED STATES	3	0.03
BEL AIR, MARYLAND, UNITED STATES	3	0.03
WELLAND, ONTARIO, CANADA	3	0.03
CHESTER, PENNSYLVANIA, UNITED STATES	3	0.03
PLACENTIA, CALIFORNIA, UNITED STATES	3	0.03
ALLEN PARK, MICHIGAN, UNITED STATES	3	0.03
CORPUS CHRISTI, TEXAS, UNITED STATES	3	0.03
MANAGUA, MANAGUA, NICARAGUA	3	0.03
FRANKFORT, KENTUCKY, UNITED STATES	3	0.03
PEMBROKE, ONTARIO, CANADA	3	0.03
VALPARAISO, INDIANA, UNITED STATES	3	0.03
DELRAY BEACH, FLORIDA, UNITED STATES	3	0.03
WATERFORD, WATERFORD, IRELAND	3	0.03
BLACKSBURG, VIRGINIA, UNITED STATES	3	0.03

City	Visitors	Percentage
FAIRPORT, NEW YORK, UNITED STATES	3	0.03
RICHMOND HILL, ONTARIO, CANADA	3	0.03
STAMFORD, CONNECTICUT, UNITED STATES	3	0.03
PROVO, UTAH, UNITED STATES	3	0.03
BROCKTON, MASSACHUSETTS, UNITED STATES	3	0.03
BRAMPTON, ONTARIO, CANADA	3	0.03
ALACHUA, FLORIDA, UNITED STATES	3	0.03
LAKE HAVASU CITY, ARIZONA, UNITED STATES	3	0.03
LEVITTOWN, PENNSYLVANIA, UNITED STATES	3	0.03
LEBANON, TENNESSEE, UNITED STATES	3	0.03
ST. CHARLES, MISSOURI, UNITED STATES	3	0.03
MIDDLEBORO, MASSACHUSETTS, UNITED STATES	3	0.03
MIAMI BEACH, FLORIDA, UNITED STATES	3	0.03
FREMONT, CALIFORNIA, UNITED STATES	3	0.03
GROSSE POINTE, MICHIGAN, UNITED STATES	3	0.03
SUFFERN, NEW YORK, UNITED STATES	3	0.03
WILLIMANTIC, CONNECTICUT, UNITED STATES	3	0.03
FRANKLIN, MASSACHUSETTS, UNITED STATES	3	0.03
ASCHAFFENBURG, BAYERN, GERMANY	3	0.03
HUNTSVILLE, ALABAMA, UNITED STATES	3	0.03
CHICO, CALIFORNIA, UNITED STATES	3	0.03
AIKEN, SOUTH CAROLINA, UNITED STATES	3	0.03
SAN BRUNO, CALIFORNIA, UNITED STATES	3	0.03
ROYAL OAK, MICHIGAN, UNITED STATES	3	0.03
MOTHERWELL, SCOTLAND, UNITED KINGDOM	3	0.03
STANFORD, CALIFORNIA, UNITED STATES	3	0.03
CHALFONT, PENNSYLVANIA, UNITED STATES	3	0.03
ST. JOHN'S, NEWFOUNDLAND AND LABRADOR, CANADA	3	0.03
GROVE CITY, OHIO, UNITED STATES	3	0.03
OLATHE, KANSAS, UNITED STATES	3	0.03
SAVANNAH, GEORGIA, UNITED STATES	3	0.03
COLLEGE STATION, TEXAS, UNITED STATES	3	0.03
BELFAST, NORTHERN IRELAND, UNITED KINGDOM	3	0.03
WEST NEW YORK, NEW JERSEY, UNITED STATES	3	0.03
BOZEMAN, MONTANA, UNITED STATES	3	0.03
CHELTENHAM, PENNSYLVANIA, UNITED STATES	3	0.03
LAUNCESTON, TASMANIA, AUSTRALIA	3	0.03
DAVIE, FLORIDA, UNITED STATES	3	0.03
WARWICK, RHODE ISLAND, UNITED STATES	3	0.03
GALATI, GALATI, ROMANIA	3	0.03
ASHBURN, VIRGINIA, UNITED STATES	3	0.03
BANDUNG, JAWA BARAT, INDONESIA	3	0.03

City	Visitors	Percentage
FREDERICTON, NEW BRUNSWICK, CANADA	3	0.03
ANKARA, ANKARA, TURKEY	3	0.03

Report created by Site Analytics for <http://www.saliu.com> on 04-18-09

This report identifies the zip code, city, region and country of visitors to the Web site. The geographical user information enables you to build site content and ad campaigns targeting particular locales.

Visitors by Zipcode		
Zipcode	Visitors	Percentage
UNKNOWN	5,663	54.59
10001, NEW YORK, NEW YORK, UNITED STATES	496	4.78
85281, TEMPE, ARIZONA, UNITED STATES	285	2.75
94607, OAKLAND, CALIFORNIA, UNITED STATES	279	2.69
94043, MOUNTAIN VIEW, CALIFORNIA, UNITED STATES	168	1.62
20191, RESTON, VIRGINIA, UNITED STATES	168	1.62
94089, SUNNYVALE, CALIFORNIA, UNITED STATES	158	1.52
60290, CHICAGO, ILLINOIS, UNITED STATES	83	0.80
20171, HERNDON, VIRGINIA, UNITED STATES	80	0.77
90001, LOS ANGELES, CALIFORNIA, UNITED STATES	59	0.57
94105, SAN FRANCISCO, CALIFORNIA, UNITED STATES	56	0.54
94129, SAN FRANCISCO, CALIFORNIA, UNITED STATES	50	0.48
77001, HOUSTON, TEXAS, UNITED STATES	44	0.42
30301, ATLANTA, GEORGIA, UNITED STATES	39	0.38
07039, LIVINGSTON, NEW JERSEY, UNITED STATES	38	0.37
08054, MT. LAUREL, NEW JERSEY, UNITED STATES	38	0.37
33010, MIAMI, FLORIDA, UNITED STATES	35	0.34
75201, DALLAS, TEXAS, UNITED STATES	35	0.34
19019, PHILADELPHIA, PENNSYLVANIA, UNITED STATES	26	0.25
92101, SAN DIEGO, CALIFORNIA, UNITED STATES	24	0.23
75207, DALLAS, TEXAS, UNITED STATES	24	0.23
30324, ATLANTA, GEORGIA, UNITED STATES	23	0.22
75075, PLANO, TEXAS, UNITED STATES	23	0.22
98101, SEATTLE, WASHINGTON, UNITED STATES	22	0.21
11367, FLUSHING, NEW YORK, UNITED STATES	22	0.21
98144, SEATTLE, WASHINGTON, UNITED STATES	22	0.21
02108, BOSTON, MASSACHUSETTS, UNITED STATES	22	0.21
98052, REDMOND, WASHINGTON, UNITED STATES	22	0.21
22201, ARLINGTON, VIRGINIA, UNITED STATES	22	0.21
80202, DENVER, COLORADO, UNITED STATES	21	0.20
85001, PHOENIX, ARIZONA, UNITED STATES	21	0.20
07921, BEDMINSTER, NEW JERSEY, UNITED STATES	21	0.20
56972, WASHINGTON, DISTRICT OF COLUMBIA, UNITED STATES	21	0.20
94203, SACRAMENTO, CALIFORNIA, UNITED STATES	20	0.19
15122, PITTSBURGH, PENNSYLVANIA, UNITED STATES	20	0.19
92605, HUNTINGTON BEACH, CALIFORNIA, UNITED STATES	18	0.17

Zipcode	Visitors	Percentage
94101, SAN FRANCISCO, CALIFORNIA, UNITED STATES	18	0.17
73301, AUSTIN, TEXAS, UNITED STATES	18	0.17
32801, ORLANDO, FLORIDA, UNITED STATES	18	0.17
89044, LAS VEGAS, NEVADA, UNITED STATES	18	0.17
63131, ST. LOUIS, MISSOURI, UNITED STATES	18	0.17
27601, RALEIGH, NORTH CAROLINA, UNITED STATES	18	0.17
10941, MIDDLETOWN, NEW YORK, UNITED STATES	18	0.17
11201, BROOKLYN, NEW YORK, UNITED STATES	17	0.16
20007, WASHINGTON, DISTRICT OF COLUMBIA, UNITED STATES	15	0.14
33601, TAMPA, FLORIDA, UNITED STATES	15	0.14
60098, WOODSTOCK, ILLINOIS, UNITED STATES	15	0.14
40223, LOUISVILLE, KENTUCKY, UNITED STATES	14	0.13
95101, SAN JOSE, CALIFORNIA, UNITED STATES	14	0.13
46201, INDIANAPOLIS, INDIANA, UNITED STATES	14	0.13
97086, PORTLAND, OREGON, UNITED STATES	14	0.13
73101, OKLAHOMA CITY, OKLAHOMA, UNITED STATES	14	0.13
78201, SAN ANTONIO, TEXAS, UNITED STATES	14	0.13
18466, TOBYHANNA, PENNSYLVANIA, UNITED STATES	14	0.13
95008, CAMPBELL, CALIFORNIA, UNITED STATES	14	0.13
44101, CLEVELAND, OHIO, UNITED STATES	13	0.13
95050, SANTA CLARA, CALIFORNIA, UNITED STATES	13	0.13
37201, NASHVILLE, TENNESSEE, UNITED STATES	13	0.13
45201, CINCINNATI, OHIO, UNITED STATES	13	0.13
21201, BALTIMORE, MARYLAND, UNITED STATES	13	0.13
92121, SAN DIEGO, CALIFORNIA, UNITED STATES	13	0.13
75701, TYLER, TEXAS, UNITED STATES	13	0.13
94306, PALO ALTO, CALIFORNIA, UNITED STATES	12	0.12
28201, CHARLOTTE, NORTH CAROLINA, UNITED STATES	12	0.12
53201, MILWAUKEE, WISCONSIN, UNITED STATES	12	0.12
80002, DENVER, COLORADO, UNITED STATES	12	0.12
10301, STATEN ISLAND, NEW YORK, UNITED STATES	12	0.12
85701, TUCSON, ARIZONA, UNITED STATES	12	0.12
55401, MINNEAPOLIS, MINNESOTA, UNITED STATES	11	0.11
33301, FT. LAUDERDALE, FLORIDA, UNITED STATES	11	0.11
11801, HICKSVILLE, NEW YORK, UNITED STATES	11	0.11
34230, SARASOTA, FLORIDA, UNITED STATES	11	0.11
19702, NEWARK, DELAWARE, UNITED STATES	11	0.11
43085, COLUMBUS, OHIO, UNITED STATES	10	0.10
03060, NASHUA, NEW HAMPSHIRE, UNITED STATES	10	0.10
20735, CLINTON, MARYLAND, UNITED STATES	10	0.10
12201, ALBANY, NEW YORK, UNITED STATES	10	0.10
02901, PROVIDENCE, RHODE ISLAND, UNITED STATES	10	0.10

Zipcode	Visitors	Percentage
87101, ALBUQUERQUE, NEW MEXICO, UNITED STATES	10	0.10
17013, CARLISLE, PENNSYLVANIA, UNITED STATES	10	0.10
98027, ISSAQUAH, WASHINGTON, UNITED STATES	10	0.10
64101, KANSAS CITY, MISSOURI, UNITED STATES	10	0.10
48901, LANSING, MICHIGAN, UNITED STATES	10	0.10
32099, JACKSONVILLE, FLORIDA, UNITED STATES	10	0.10
04101, PORTLAND, MAINE, UNITED STATES	10	0.10
48201, DETROIT, MICHIGAN, UNITED STATES	9	0.09
49501, GRAND RAPIDS, MICHIGAN, UNITED STATES	9	0.09
84101, SALT LAKE CITY, UTAH, UNITED STATES	9	0.09
85280, TEMPE, ARIZONA, UNITED STATES	9	0.09
70801, BATON ROUGE, LOUISIANA, UNITED STATES	9	0.09
97006, HILLSBORO, OREGON, UNITED STATES	9	0.09
22301, ALEXANDRIA, VIRGINIA, UNITED STATES	9	0.09
20151, FAIRFAX, VIRGINIA, UNITED STATES	9	0.09
06601, BRIDGEPORT, CONNECTICUT, UNITED STATES	9	0.09
30309, ATLANTA, GEORGIA, UNITED STATES	9	0.09
75080, RICHARDSON, TEXAS, UNITED STATES	9	0.09
23173, RICHMOND, VIRGINIA, UNITED STATES	9	0.09
93650, FRESNO, CALIFORNIA, UNITED STATES	9	0.09
98660, VANCOUVER, WASHINGTON, UNITED STATES	9	0.09
20901, SILVER SPRING, MARYLAND, UNITED STATES	9	0.09
32301, TALLAHASSEE, FLORIDA, UNITED STATES	8	0.08
49341, ROCKFORD, MICHIGAN, UNITED STATES	8	0.08
66062, OVERLAND PARK, KANSAS, UNITED STATES	8	0.08
08601, TRENTON, NEW JERSEY, UNITED STATES	8	0.08
53562, MADISON, WISCONSIN, UNITED STATES	8	0.08
44301, AKRON, OHIO, UNITED STATES	8	0.08
77027, HOUSTON, TEXAS, UNITED STATES	8	0.08
61820, CHAMPAIGN, ILLINOIS, UNITED STATES	8	0.08
76102, FT. WORTH, TEXAS, UNITED STATES	8	0.08
48103, ANN ARBOR, MICHIGAN, UNITED STATES	8	0.08
27101, WINSTON SALEM, NORTH CAROLINA, UNITED STATES	8	0.08
97330, CORVALLIS, OREGON, UNITED STATES	8	0.08
46801, FT. WAYNE, INDIANA, UNITED STATES	8	0.08
23450, VIRGINIA BEACH, VIRGINIA, UNITED STATES	8	0.08
18501, SCRANTON, PENNSYLVANIA, UNITED STATES	7	0.07
14602, ROCHESTER, NEW YORK, UNITED STATES	7	0.07
85044, PHOENIX, ARIZONA, UNITED STATES	7	0.07
60148, LOMBARD, ILLINOIS, UNITED STATES	7	0.07
93401, SAN LUIS OBISPO, CALIFORNIA, UNITED STATES	7	0.07
01850, LOWELL, MASSACHUSETTS, UNITED STATES	7	0.07

Zipcode	Visitors	Percentage
97401, EUGENE, OREGON, UNITED STATES	7	0.07
29601, GREENVILLE, SOUTH CAROLINA, UNITED STATES	7	0.07
15213, PITTSBURGH, PENNSYLVANIA, UNITED STATES	7	0.07
70112, NEW ORLEANS, LOUISIANA, UNITED STATES	7	0.07
79901, EL PASO, TEXAS, UNITED STATES	7	0.07
01601, WORCESTER, MASSACHUSETTS, UNITED STATES	7	0.07
60079, WAUKEGAN, ILLINOIS, UNITED STATES	7	0.07
75023, PLANO, TEXAS, UNITED STATES	7	0.07
85004, PHOENIX, ARIZONA, UNITED STATES	7	0.07
53204, MILWAUKEE, WISCONSIN, UNITED STATES	7	0.07
37501, MEMPHIS, TENNESSEE, UNITED STATES	7	0.07
30310, ATLANTA, GEORGIA, UNITED STATES	7	0.07
91701, RANCHO CUCAMONGA, CALIFORNIA, UNITED STATES	7	0.07
30319, ATLANTA, GEORGIA, UNITED STATES	7	0.07
27395, GREENSBORO, NORTH CAROLINA, UNITED STATES	7	0.07
43601, TOLEDO, OHIO, UNITED STATES	6	0.06
92626, COSTA MESA, CALIFORNIA, UNITED STATES	6	0.06
10451, BRONX, NEW YORK, UNITED STATES	6	0.06
18101, ALLENTOWN, PENNSYLVANIA, UNITED STATES	6	0.06
60439, BOLINGBROOK, ILLINOIS, UNITED STATES	6	0.06
30028, CUMMING, GEORGIA, UNITED STATES	6	0.06
46601, SOUTH BEND, INDIANA, UNITED STATES	6	0.06
34101, NAPLES, FLORIDA, UNITED STATES	6	0.06
32701, ALTAMONTE SPRINGS, FLORIDA, UNITED STATES	6	0.06
02138, CAMBRIDGE, MASSACHUSETTS, UNITED STATES	6	0.06
72201, LITTLE ROCK, ARKANSAS, UNITED STATES	6	0.06
40201, LOUISVILLE, KENTUCKY, UNITED STATES	6	0.06
80840, COLORADO SPRINGS, COLORADO, UNITED STATES	6	0.06
30004, ALPHARETTA, GEORGIA, UNITED STATES	6	0.06
91343, NORTH HILLS, CALIFORNIA, UNITED STATES	6	0.06
10701, YONKERS, NEW YORK, UNITED STATES	6	0.06
47408, BLOOMINGTON, INDIANA, UNITED STATES	6	0.06
63101, ST. LOUIS, MISSOURI, UNITED STATES	6	0.06
98401, TACOMA, WASHINGTON, UNITED STATES	6	0.06
07097, JERSEY CITY, NEW JERSEY, UNITED STATES	6	0.06
90266, MANHATTAN BEACH, CALIFORNIA, UNITED STATES	5	0.05
02153, MEDFORD, MASSACHUSETTS, UNITED STATES	5	0.05
18015, BETHLEHEM, PENNSYLVANIA, UNITED STATES	5	0.05
30042, LAWRENCEVILLE, GEORGIA, UNITED STATES	5	0.05
48933, LANSING, MICHIGAN, UNITED STATES	5	0.05
85345, PEORIA, ARIZONA, UNITED STATES	5	0.05
28601, HICKORY, NORTH CAROLINA, UNITED STATES	5	0.05

Zipcode	Visitors	Percentage
77373, SPRING, TEXAS, UNITED STATES	5	0.05
48184, CANTON, MICHIGAN, UNITED STATES	5	0.05
72207, LITTLE ROCK, ARKANSAS, UNITED STATES	5	0.05
03101, MANCHESTER, NEW HAMPSHIRE, UNITED STATES	5	0.05
37901, KNOXVILLE, TENNESSEE, UNITED STATES	5	0.05
08816, EAST BRUNSWICK, NEW JERSEY, UNITED STATES	5	0.05
08055, MEDFORD, NEW JERSEY, UNITED STATES	5	0.05
80111, ENGLEWOOD, COLORADO, UNITED STATES	5	0.05
08723, BRICK, NEW JERSEY, UNITED STATES	5	0.05
94701, BERKELEY, CALIFORNIA, UNITED STATES	5	0.05
60201, EVANSTON, ILLINOIS, UNITED STATES	5	0.05
38505, COOKEVILLE, TENNESSEE, UNITED STATES	5	0.05
94612, OAKLAND, CALIFORNIA, UNITED STATES	5	0.05
82001, CHEYENNE, WYOMING, UNITED STATES	5	0.05
29201, COLUMBIA, SOUTH CAROLINA, UNITED STATES	5	0.05
14201, BUFFALO, NEW YORK, UNITED STATES	5	0.05
98033, KIRKLAND, WASHINGTON, UNITED STATES	5	0.05
36114, MONTGOMERY, ALABAMA, UNITED STATES	5	0.05
49349, WHITE CLOUD, MICHIGAN, UNITED STATES	5	0.05
98028, KENMORE, WASHINGTON, UNITED STATES	5	0.05
21152, SPARKS GLENCOE, MARYLAND, UNITED STATES	5	0.05
05401, BURLINGTON, VERMONT, UNITED STATES	5	0.05
71201, MONROE, LOUISIANA, UNITED STATES	5	0.05
77657, BEAUMONT, TEXAS, UNITED STATES	5	0.05
08817, EDISON, NEW JERSEY, UNITED STATES	5	0.05
40502, LEXINGTON, KENTUCKY, UNITED STATES	5	0.05
85224, CHANDLER, ARIZONA, UNITED STATES	5	0.05
93101, SANTA BARBARA, CALIFORNIA, UNITED STATES	5	0.05
30601, ATHENS, GEORGIA, UNITED STATES	5	0.05
08540, PRINCETON, NEW JERSEY, UNITED STATES	5	0.05
33449, LAKE WORTH, FLORIDA, UNITED STATES	4	0.04
08753, TOMS RIVER, NEW JERSEY, UNITED STATES	4	0.04
06501, NEW HAVEN, CONNECTICUT, UNITED STATES	4	0.04
32114, DAYTONA BEACH, FLORIDA, UNITED STATES	4	0.04
30006, MARIETTA, GEORGIA, UNITED STATES	4	0.04
91775, SAN GABRIEL, CALIFORNIA, UNITED STATES	4	0.04
77478, SUGAR LAND, TEXAS, UNITED STATES	4	0.04
55101, ST. PAUL, MINNESOTA, UNITED STATES	4	0.04
48110, MONROE, MICHIGAN, UNITED STATES	4	0.04
08002, CHERRY HILL, NEW JERSEY, UNITED STATES	4	0.04
16720, AUSTIN, PENNSYLVANIA, UNITED STATES	4	0.04
11542, GLEN COVE, NEW YORK, UNITED STATES	4	0.04

Zipcode	Visitors	Percentage
23605, HAMPTON, VIRGINIA, UNITED STATES	4	0.04
60532, LISLE, ILLINOIS, UNITED STATES	4	0.04
68046, OMAHA, NEBRASKA, UNITED STATES	4	0.04
61101, ROCKFORD, ILLINOIS, UNITED STATES	4	0.04
17315, YORK, PENNSYLVANIA, UNITED STATES	4	0.04
98201, EVERETT, WASHINGTON, UNITED STATES	4	0.04
52401, CEDAR RAPIDS, IOWA, UNITED STATES	4	0.04
56301, ST. CLOUD, MINNESOTA, UNITED STATES	4	0.04
96713, HANA, HAWAII, UNITED STATES	4	0.04
96801, HONOLULU, HAWAII, UNITED STATES	4	0.04
11772, PATCHOGUE, NEW YORK, UNITED STATES	4	0.04
98004, BELLEVUE, WASHINGTON, UNITED STATES	4	0.04
77204, HOUSTON, TEXAS, UNITED STATES	4	0.04
07002, BAYONNE, NEW JERSEY, UNITED STATES	4	0.04
19014, ASTON, PENNSYLVANIA, UNITED STATES	4	0.04
76001, ARLINGTON, TEXAS, UNITED STATES	4	0.04
32501, PENSACOLA, FLORIDA, UNITED STATES	4	0.04
75014, IRVING, TEXAS, UNITED STATES	4	0.04
55311, MAPLE GROVE, MINNESOTA, UNITED STATES	4	0.04
33701, ST. PETERSBURG, FLORIDA, UNITED STATES	4	0.04
90277, REDONDO BEACH, CALIFORNIA, UNITED STATES	4	0.04
19518, DOUGLASSVILLE, PENNSYLVANIA, UNITED STATES	4	0.04
17701, WILLIAMSPORT, PENNSYLVANIA, UNITED STATES	4	0.04
38133, BARTLETT, TENNESSEE, UNITED STATES	4	0.04
92025, ESCONDIDO, CALIFORNIA, UNITED STATES	4	0.04
47901, LAFAYETTE, INDIANA, UNITED STATES	4	0.04
68501, LINCOLN, NEBRASKA, UNITED STATES	4	0.04
48180, TAYLOR, MICHIGAN, UNITED STATES	4	0.04
67201, WICHITA, KANSAS, UNITED STATES	4	0.04
44691, WOOSTER, OHIO, UNITED STATES	4	0.04
92064, POWAY, CALIFORNIA, UNITED STATES	4	0.04
27514, CHAPEL HILL, NORTH CAROLINA, UNITED STATES	4	0.04
94550, LIVERMORE, CALIFORNIA, UNITED STATES	4	0.04
94085, SUNNYVALE, CALIFORNIA, UNITED STATES	4	0.04
48109, ANN ARBOR, MICHIGAN, UNITED STATES	4	0.04
48042, MACOMB, MICHIGAN, UNITED STATES	4	0.04
19401, NORRISTOWN, PENNSYLVANIA, UNITED STATES	4	0.04
77325, HUMBLE, TEXAS, UNITED STATES	4	0.04
08901, NEW BRUNSWICK, NEW JERSEY, UNITED STATES	4	0.04
32901, MELBOURNE, FLORIDA, UNITED STATES	4	0.04
18252, TAMAQUA, PENNSYLVANIA, UNITED STATES	4	0.04
37127, MURFREESBORO, TENNESSEE, UNITED STATES	4	0.04

Zipcode	Visitors	Percentage
21041, ELLICOTT CITY, MARYLAND, UNITED STATES	4	0.04
95131, SAN JOSE, CALIFORNIA, UNITED STATES	4	0.04
24001, ROANOKE, VIRGINIA, UNITED STATES	4	0.04
60115, DEKALB, ILLINOIS, UNITED STATES	4	0.04
10003, NEW YORK, NEW YORK, UNITED STATES	4	0.04
48340, PONTIAC, MICHIGAN, UNITED STATES	4	0.04
85233, GILBERT, ARIZONA, UNITED STATES	4	0.04
10025, NEW YORK, NEW YORK, UNITED STATES	4	0.04
06101, HARTFORD, CONNECTICUT, UNITED STATES	4	0.04
21144, SEVERN, MARYLAND, UNITED STATES	4	0.04
19380, WEST CHESTER, PENNSYLVANIA, UNITED STATES	4	0.04
12010, AMSTERDAM, NEW YORK, UNITED STATES	4	0.04
08857, OLD BRIDGE, NEW JERSEY, UNITED STATES	4	0.04
84057, OREM, UTAH, UNITED STATES	3	0.03
12524, FISHKILL, NEW YORK, UNITED STATES	3	0.03
94104, SAN FRANCISCO, CALIFORNIA, UNITED STATES	3	0.03
98683, VANCOUVER, WASHINGTON, UNITED STATES	3	0.03
06340, GROTON, CONNECTICUT, UNITED STATES	3	0.03
94066, SAN BRUNO, CALIFORNIA, UNITED STATES	3	0.03
11572, OCEANSIDE, NEW YORK, UNITED STATES	3	0.03
06824, FAIRFIELD, CONNECTICUT, UNITED STATES	3	0.03
33620, TAMPA, FLORIDA, UNITED STATES	3	0.03
80521, FT. COLLINS, COLORADO, UNITED STATES	3	0.03
33444, DELRAY BEACH, FLORIDA, UNITED STATES	3	0.03
86403, LAKE HAVASU CITY, ARIZONA, UNITED STATES	3	0.03
35201, BIRMINGHAM, ALABAMA, UNITED STATES	3	0.03
28328, CLINTON, NORTH CAROLINA, UNITED STATES	3	0.03
08854, PISCATAWAY, NEW JERSEY, UNITED STATES	3	0.03
91765, DIAMOND BAR, CALIFORNIA, UNITED STATES	3	0.03
20810, BETHESDA, MARYLAND, UNITED STATES	3	0.03
62220, BELLEVILLE, ILLINOIS, UNITED STATES	3	0.03
94587, UNION CITY, CALIFORNIA, UNITED STATES	3	0.03
78520, BROWNSVILLE, TEXAS, UNITED STATES	3	0.03
30334, ATLANTA, GEORGIA, UNITED STATES	3	0.03
78401, CORPUS CHRISTI, TEXAS, UNITED STATES	3	0.03
70043, CHALMETTE, LOUISIANA, UNITED STATES	3	0.03
06901, STAMFORD, CONNECTICUT, UNITED STATES	3	0.03
06790, TORRINGTON, CONNECTICUT, UNITED STATES	3	0.03
80120, LITTLETON, COLORADO, UNITED STATES	3	0.03
15901, JOHNSTOWN, PENNSYLVANIA, UNITED STATES	3	0.03
23601, NEWPORT NEWS, VIRGINIA, UNITED STATES	3	0.03
45390, DAYTON, OHIO, UNITED STATES	3	0.03

Zipcode	Visitors	Percentage
10901, SUFFERN, NEW YORK, UNITED STATES	3	0.03
02818, WARWICK, RHODE ISLAND, UNITED STATES	3	0.03
08401, ATLANTIC CITY, NEW JERSEY, UNITED STATES	3	0.03
92501, RIVERSIDE, CALIFORNIA, UNITED STATES	3	0.03
01887, WILMINGTON, MASSACHUSETTS, UNITED STATES	3	0.03
60563, NAPERVILLE, ILLINOIS, UNITED STATES	3	0.03
95926, CHICO, CALIFORNIA, UNITED STATES	3	0.03
47701, EVANSVILLE, INDIANA, UNITED STATES	3	0.03
07093, WEST NEW YORK, NEW JERSEY, UNITED STATES	3	0.03
92602, IRVINE, CALIFORNIA, UNITED STATES	3	0.03
15222, PITTSBURGH, PENNSYLVANIA, UNITED STATES	3	0.03
32789, WINTER PARK, FLORIDA, UNITED STATES	3	0.03
29801, AIKEN, SOUTH CAROLINA, UNITED STATES	3	0.03
06226, WILLIMANTIC, CONNECTICUT, UNITED STATES	3	0.03
21014, BEL AIR, MARYLAND, UNITED STATES	3	0.03
20170, HERNDON, VIRGINIA, UNITED STATES	3	0.03
94305, STANFORD, CALIFORNIA, UNITED STATES	3	0.03
32725, DELTONA, FLORIDA, UNITED STATES	3	0.03
63051, HOUSE SPRINGS, MISSOURI, UNITED STATES	3	0.03
62298, WATERLOO, ILLINOIS, UNITED STATES	3	0.03
19053, FEASTERVILLE TREVOSE, PENNSYLVANIA, UNITED STATES	3	0.03
29401, CHARLESTON, SOUTH CAROLINA, UNITED STATES	3	0.03
31401, SAVANNAH, GEORGIA, UNITED STATES	3	0.03
92562, MURRIETA, CALIFORNIA, UNITED STATES	3	0.03
20876, GERMANTOWN, MARYLAND, UNITED STATES	3	0.03
33109, MIAMI BEACH, FLORIDA, UNITED STATES	3	0.03
33900, FT. MYERS, FLORIDA, UNITED STATES	3	0.03
89002, HENDERSON, NEVADA, UNITED STATES	3	0.03
21071, REISTERSTOWN, MARYLAND, UNITED STATES	3	0.03
11554, EAST MEADOW, NEW YORK, UNITED STATES	3	0.03
92870, PLACENTIA, CALIFORNIA, UNITED STATES	3	0.03
07724, EATONTOWN, NEW JERSEY, UNITED STATES	3	0.03
40601, FRANKFORT, KENTUCKY, UNITED STATES	3	0.03
75601, LONGVIEW, TEXAS, UNITED STATES	3	0.03
32615, ALACHUA, FLORIDA, UNITED STATES	3	0.03
18914, CHALFONT, PENNSYLVANIA, UNITED STATES	3	0.03
61601, PEORIA, ILLINOIS, UNITED STATES	3	0.03
63301, ST. CHARLES, MISSOURI, UNITED STATES	3	0.03
84601, PROVO, UTAH, UNITED STATES	3	0.03
14450, FAIRPORT, NEW YORK, UNITED STATES	3	0.03
85364, YUMA, ARIZONA, UNITED STATES	3	0.03
74101, TULSA, OKLAHOMA, UNITED STATES	3	0.03

Zipcode	Visitors	Percentage
46383, VALPARAISO, INDIANA, UNITED STATES	3	0.03
30313, ATLANTA, GEORGIA, UNITED STATES	3	0.03
01970, SALEM, MASSACHUSETTS, UNITED STATES	3	0.03
95134, SAN JOSE, CALIFORNIA, UNITED STATES	3	0.03
19040, HATBORO, PENNSYLVANIA, UNITED STATES	3	0.03
48230, GROSSE POINTE, MICHIGAN, UNITED STATES	3	0.03
06460, MILFORD, CONNECTICUT, UNITED STATES	3	0.03
22401, FREDERICKSBURG, VIRGINIA, UNITED STATES	3	0.03
43201, COLUMBUS, OHIO, UNITED STATES	3	0.03
12801, GLENS FALLS, NEW YORK, UNITED STATES	3	0.03
27530, GOLDSBORO, NORTH CAROLINA, UNITED STATES	3	0.03
39201, JACKSON, MISSISSIPPI, UNITED STATES	3	0.03
48067, ROYAL OAK, MICHIGAN, UNITED STATES	3	0.03
19020, BENSLEM, PENNSYLVANIA, UNITED STATES	3	0.03
48101, ALLEN PARK, MICHIGAN, UNITED STATES	3	0.03
30003, NORCROSS, GEORGIA, UNITED STATES	3	0.03
98223, ARLINGTON, WASHINGTON, UNITED STATES	3	0.03
80003, WESTMINSTER, COLORADO, UNITED STATES	3	0.03
94536, FREMONT, CALIFORNIA, UNITED STATES	3	0.03
80301, BOULDER, COLORADO, UNITED STATES	3	0.03
06850, NORWALK, CONNECTICUT, UNITED STATES	3	0.03
54701, EAU CLAIRE, WISCONSIN, UNITED STATES	3	0.03
02115, BOSTON, MASSACHUSETTS, UNITED STATES	3	0.03
33024, DAVIE, FLORIDA, UNITED STATES	3	0.03
59801, MISSOULA, MONTANA, UNITED STATES	3	0.03
01845, NORTH ANDOVER, MASSACHUSETTS, UNITED STA	3	0.03
13901, BINGHAMTON, NEW YORK, UNITED STATES	3	0.03
43123, GROVE CITY, OHIO, UNITED STATES	3	0.03
94301, PALO ALTO, CALIFORNIA, UNITED STATES	3	0.03
94107, SAN FRANCISCO, CALIFORNIA, UNITED STATES	3	0.03
02823, CRANSTON, RHODE ISLAND, UNITED STATES	3	0.03
16801, STATE COLLEGE, PENNSYLVANIA, UNITED STATES	3	0.03
78501, MCALLEN, TEXAS, UNITED STATES	3	0.03
02344, MIDDLEBORO, MASSACHUSETTS, UNITED STATES	3	0.03
15217, PITTSBURGH, PENNSYLVANIA, UNITED STATES	3	0.03
99201, SPOKANE, WASHINGTON, UNITED STATES	3	0.03
07101, NEWARK, NEW JERSEY, UNITED STATES	3	0.03
10580, RYE, NEW YORK, UNITED STATES	3	0.03
62301, QUINCY, ILLINOIS, UNITED STATES	3	0.03
92672, SAN CLEMENTE, CALIFORNIA, UNITED STATES	3	0.03
96822, HONOLULU, HAWAII, UNITED STATES	3	0.03
22191, WOODBRIDGE, VIRGINIA, UNITED STATES	3	0.03

Zipcode	Visitors	Percentage
35801, HUNTSVILLE, ALABAMA, UNITED STATES	3	0.03
37087, LEBANON, TENNESSEE, UNITED STATES	3	0.03
19054, LEVITTOWN, PENNSYLVANIA, UNITED STATES	3	0.03
27701, DURHAM, NORTH CAROLINA, UNITED STATES	3	0.03
20744, FT. WASHINGTON, MARYLAND, UNITED STATES	3	0.03
19104, PHILADELPHIA, PENNSYLVANIA, UNITED STATES	3	0.03
93534, LANCASTER, CALIFORNIA, UNITED STATES	2	0.02
91302, WOODLAND HILLS, CALIFORNIA, UNITED STATES	2	0.02
28348, HOPE MILLS, NORTH CAROLINA, UNITED STATES	2	0.02
10048, NEW YORK, NEW YORK, UNITED STATES	2	0.02
46037, FISHERS, INDIANA, UNITED STATES	2	0.02
28115, MOORESVILLE, NORTH CAROLINA, UNITED STATES	2	0.02
43110, CANAL WINCHESTER, OHIO, UNITED STATES	2	0.02
29718, JEFFERSON, SOUTH CAROLINA, UNITED STATES	2	0.02
28401, WILMINGTON, NORTH CAROLINA, UNITED STATES	2	0.02
32611, GAINESVILLE, FLORIDA, UNITED STATES	2	0.02
06030, FARMINGTON, CONNECTICUT, UNITED STATES	2	0.02
25356, CHARLESTON, WEST VIRGINIA, UNITED STATES	2	0.02
96786, WAHIAWA, HAWAII, UNITED STATES	2	0.02
70663, SULPHUR, LOUISIANA, UNITED STATES	2	0.02
07642, HILLSDALE, NEW JERSEY, UNITED STATES	2	0.02
48150, LIVONIA, MICHIGAN, UNITED STATES	2	0.02
60116, CAROL STREAM, ILLINOIS, UNITED STATES	2	0.02
90291, MARINA DEL REY, CALIFORNIA, UNITED STATES	2	0.02
48170, PLYMOUTH, MICHIGAN, UNITED STATES	2	0.02
34682, PALM HARBOR, FLORIDA, UNITED STATES	2	0.02
94039, MOUNTAIN VIEW, CALIFORNIA, UNITED STATES	2	0.02
32771, SANFORD, FLORIDA, UNITED STATES	2	0.02
92856, ORANGE, CALIFORNIA, UNITED STATES	2	0.02
79902, EL PASO, TEXAS, UNITED STATES	2	0.02
02215, BOSTON, MASSACHUSETTS, UNITED STATES	2	0.02
65211, COLUMBIA, MISSOURI, UNITED STATES	2	0.02
19341, EXTON, PENNSYLVANIA, UNITED STATES	2	0.02
20740, COLLEGE PARK, MARYLAND, UNITED STATES	2	0.02
80487, STEAMBOAT SPRINGS, COLORADO, UNITED STATES	2	0.02
50401, MASON CITY, IOWA, UNITED STATES	2	0.02
49201, JACKSON, MICHIGAN, UNITED STATES	2	0.02
07109, BELLEVILLE, NEW JERSEY, UNITED STATES	2	0.02
66219, LENEXA, KANSAS, UNITED STATES	2	0.02
30577, TOCCOA, GEORGIA, UNITED STATES	2	0.02
33904, CAPE CORAL, FLORIDA, UNITED STATES	2	0.02
77843, COLLEGE STATION, TEXAS, UNITED STATES	2	0.02

Zipcode	Visitors	Percentage
20736, OWINGS, MARYLAND, UNITED STATES	2	0.02
55701, DULUTH, MINNESOTA, UNITED STATES	2	0.02
40292, LOUISVILLE, KENTUCKY, UNITED STATES	2	0.02
95304, TRACY, CALIFORNIA, UNITED STATES	2	0.02
01101, SPRINGFIELD, MASSACHUSETTS, UNITED STATES	2	0.02
30214, FAYETTEVILLE, GEORGIA, UNITED STATES	2	0.02
48322, WEST BLOOMFIELD, MICHIGAN, UNITED STATES	2	0.02
60045, LAKE FOREST, ILLINOIS, UNITED STATES	2	0.02
95616, DAVIS, CALIFORNIA, UNITED STATES	2	0.02
91324, NORTHRIDGE, CALIFORNIA, UNITED STATES	2	0.02
02881, KINGSTON, RHODE ISLAND, UNITED STATES	2	0.02
89557, RENO, NEVADA, UNITED STATES	2	0.02
33065, CORAL SPRINGS, FLORIDA, UNITED STATES	2	0.02
13244, SYRACUSE, NEW YORK, UNITED STATES	2	0.02
92675, MISSION VIEJO, CALIFORNIA, UNITED STATES	2	0.02
32703, APOPKA, FLORIDA, UNITED STATES	2	0.02
30080, SMYRNA, GEORGIA, UNITED STATES	2	0.02
76118, NORTH RICHLAND HILLS, TEXAS, UNITED STATES	2	0.02
04005, BIDDEFORD, MAINE, UNITED STATES	2	0.02
06239, DANIELSON, CONNECTICUT, UNITED STATES	2	0.02
71929, BISMARCK, ARKANSAS, UNITED STATES	2	0.02
52801, DAVENPORT, IOWA, UNITED STATES	2	0.02
72712, BENTONVILLE, ARKANSAS, UNITED STATES	2	0.02
60038, PALATINE, ILLINOIS, UNITED STATES	2	0.02
43606, TOLEDO, OHIO, UNITED STATES	2	0.02
33844, HAINES CITY, FLORIDA, UNITED STATES	2	0.02
91201, GLENDALE, CALIFORNIA, UNITED STATES	2	0.02
95987, WILLIAMS, CALIFORNIA, UNITED STATES	2	0.02
49855, MARQUETTE, MICHIGAN, UNITED STATES	2	0.02
11758, MASSAPEQUA, NEW YORK, UNITED STATES	2	0.02
32720, DELAND, FLORIDA, UNITED STATES	2	0.02
60465, PALOS HILLS, ILLINOIS, UNITED STATES	2	0.02
22027, VIENNA, VIRGINIA, UNITED STATES	2	0.02
07031, NORTH ARLINGTON, NEW JERSEY, UNITED STATES	2	0.02
20650, LEONARDTOWN, MARYLAND, UNITED STATES	2	0.02
11520, FREEPORT, NEW YORK, UNITED STATES	2	0.02
55044, LAKEVILLE, MINNESOTA, UNITED STATES	2	0.02
90220, COMPTON, CALIFORNIA, UNITED STATES	2	0.02
85301, GLENDALE, ARIZONA, UNITED STATES	2	0.02
89154, LAS VEGAS, NEVADA, UNITED STATES	2	0.02
37801, MARYVILLE, TENNESSEE, UNITED STATES	2	0.02
70072, MARRERO, LOUISIANA, UNITED STATES	2	0.02

Zipcode	Visitors	Percentage
06511, HAMDEN, CONNECTICUT, UNITED STATES	2	0.02
06040, MANCHESTER, CONNECTICUT, UNITED STATES	2	0.02
32707, CASSELBERRY, FLORIDA, UNITED STATES	2	0.02
78626, GEORGETOWN, TEXAS, UNITED STATES	2	0.02
13201, SYRACUSE, NEW YORK, UNITED STATES	2	0.02
78682, ROUND ROCK, TEXAS, UNITED STATES	2	0.02
01610, WORCESTER, MASSACHUSETTS, UNITED STATES	2	0.02
30133, DOUGLASVILLE, GEORGIA, UNITED STATES	2	0.02
91331, PACOIMA, CALIFORNIA, UNITED STATES	2	0.02
48706, BAY CITY, MICHIGAN, UNITED STATES	2	0.02
89501, RENO, NEVADA, UNITED STATES	2	0.02
46123, AVON, INDIANA, UNITED STATES	2	0.02
24061, BLACKSBURG, VIRGINIA, UNITED STATES	2	0.02
48088, WARREN, MICHIGAN, UNITED STATES	2	0.02
85201, MESA, ARIZONA, UNITED STATES	2	0.02
07920, BASKING RIDGE, NEW JERSEY, UNITED STATES	2	0.02
37763, KINGSTON, TENNESSEE, UNITED STATES	2	0.02
27609, RALEIGH, NORTH CAROLINA, UNITED STATES	2	0.02
29615, GREENVILLE, SOUTH CAROLINA, UNITED STATES	2	0.02
47906, WEST LAFAYETTE, INDIANA, UNITED STATES	2	0.02
70448, MANDEVILLE, LOUISIANA, UNITED STATES	2	0.02
94520, CONCORD, CALIFORNIA, UNITED STATES	2	0.02
55082, STILLWATER, MINNESOTA, UNITED STATES	2	0.02
92589, TEMECULA, CALIFORNIA, UNITED STATES	2	0.02
48601, SAGINAW, MICHIGAN, UNITED STATES	2	0.02
55343, EDINA, MINNESOTA, UNITED STATES	2	0.02
49014, BATTLE CREEK, MICHIGAN, UNITED STATES	2	0.02
93901, SALINAS, CALIFORNIA, UNITED STATES	2	0.02
91311, CHATSWORTH, CALIFORNIA, UNITED STATES	2	0.02
22009, SPRINGFIELD, VIRGINIA, UNITED STATES	2	0.02
07311, JERSEY CITY, NEW JERSEY, UNITED STATES	2	0.02
08722, BEACHWOOD, NEW JERSEY, UNITED STATES	2	0.02
78539, EDINBURG, TEXAS, UNITED STATES	2	0.02
85250, SCOTTSDALE, ARIZONA, UNITED STATES	2	0.02
07869, RANDOLPH, NEW JERSEY, UNITED STATES	2	0.02
37401, CHATTANOOGA, TENNESSEE, UNITED STATES	2	0.02
60159, SCHAUMBURG, ILLINOIS, UNITED STATES	2	0.02
01830, HAVERHILL, MASSACHUSETTS, UNITED STATES	2	0.02
92801, ANAHEIM, CALIFORNIA, UNITED STATES	2	0.02
44035, ELYRIA, OHIO, UNITED STATES	2	0.02
94558, NAPA, CALIFORNIA, UNITED STATES	2	0.02
48190, WHITTAKER, MICHIGAN, UNITED STATES	2	0.02

Zipcode	Visitors	Percentage
37203, NASHVILLE, TENNESSEE, UNITED STATES	2	0.02
90017, LOS ANGELES, CALIFORNIA, UNITED STATES	2	0.02